



# Profile

The Amada Group and its flagship company, Amada Co., Ltd., comprise a truly global corporate presence with operations in Japan, the rest of Asia, North America, Europe, and other countries that develop, manufacture, market, and provide services for sheet-metalworking machinery, shearing machinery, presses, and machine tools, as well as related supplies, peripheral devices, software, and other products.

In terms of production volume, the Amada Group is the largest manufacturer of its kind in Japan, and is steadily building up its overseas operations, earning Amada an excellent reputation as a competitive player in the global market. Utilizing the integration of hardware and software, we supply products of the highest quality to ensure total customer satisfaction and offer consulting and other services that feature special attention to detail. Currently, we are expanding our solutions business to respond to the increasing sophistication, complexity, and diversity of our customers' needs and the issues they face.

To ensure a bright future in manufacturing, the Amada Group has adopted the management philosophy of always paying attention to the relationship between people and machines as well as between the global environment and industry while providing the best solutions and contributing to the international community through the advancement of industry under the creed of, "Creative solutions for your success."

## Contents

1	Financial Highlights
2	A Message from the President
4	Amada Engineering
6	Review of Operations by Group
11	Financial Summary
12	Financial Review
14	Consolidated Financial Statements
19	Notes to Consolidated Financial Statements
34	Independent Auditors' Report
35	The Amada Group
38	Investor Information
39	Board of Directors and Corporate Auditors

---

COVER: Plaza of Creativity

Artist: Arnaldo Pomodoro, born 1926 in Morciano, Romagna, Italy

This work is based on the concept of harmonious coexistence with the natural environment.

Amada seeks out deeply creative craftsmanship in cooperation with its customers under the motto, "Creative solutions for your success," which is also the Company's slogan.

# Financial Highlights

Amada Co., Ltd. and Consolidated Subsidiaries  
Years ended March 31, 2004, 2003 and 2002

	Millions of yen			Thousands of U.S. dollars (Note 1)
	2004	2003	2002	2004
<b>For the year:</b>				
Net sales .....	<b>¥164,614</b>	¥145,425	¥164,520	<b>\$1,557,524</b>
Operating income (loss) .....	<b>2,445</b>	(5,033)	(2,912)	<b>23,139</b>
Net income (loss) .....	<b>372</b>	(6,588)	(539)	<b>3,523</b>
<b>At year-end:</b>				
Total shareholders' equity .....	<b>358,342</b>	286,728	298,462	<b>3,390,502</b>
Total assets .....	<b>457,283</b>	392,047	425,709	<b>4,326,644</b>
<b>Per share of common stock (yen and U.S. dollars):</b>				
Net income (loss)—				
Basic .....	<b>¥ 0.90</b>	¥ (19.64)	¥ (1.59)	<b>\$ 0.00</b>
Cash dividends applicable to the year .....	<b>5.00</b>	5.00	5.00	<b>0.04</b>

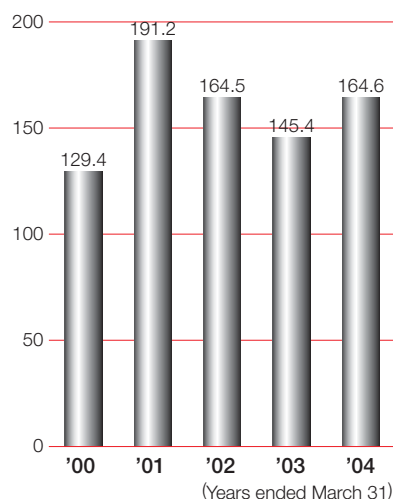
Notes: 1. U.S. dollar figures have been translated from yen, for convenience only, at the rate of ¥105.69=US\$1, the exchange rate at March 31, 2004.

2. The yen figures presented in the financial highlights are rounded down to millions of yen, except for per share amounts.

3. Amada Co., Ltd., merged with Amada Machinics Co., Ltd., on October 1, 2003. The pre-fiscal 2004 figures shown in the financial highlights are those of Amada before the merger.

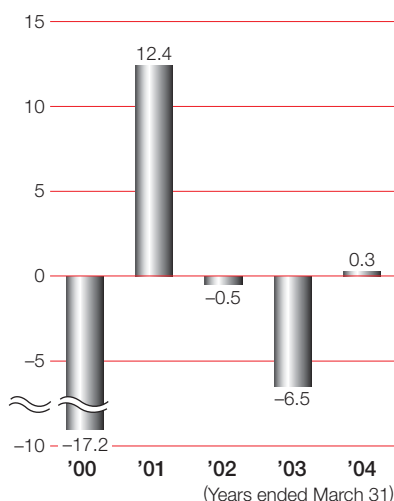
## NET SALES

(Billions of yen)



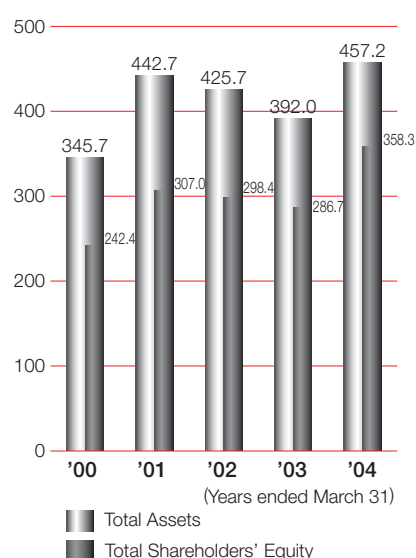
## NET INCOME (LOSS)

(Billions of yen)



## TOTAL ASSETS AND TOTAL SHAREHOLDERS' EQUITY

(Billions of yen)



# A Message from the President



**Mitsuo Okamoto President**

## **Fiscal 2004 in Review**

In fiscal 2004, ended March 31, 2004, strong consumer and capital spending in the United States and signs of an economic pickup in Europe prompted a solid recovery in the global economy. Furthermore, positive economic conditions continued to prevail in Asia, with growth seen in the People's Republic of China as well as Thailand, Malaysia, and other countries.

However, in Japan consumer spending remained slack and the economy did not recover substantially, although a tendency toward a turnaround in private-sector capital spending supported by export gains and improved corporate profits indicated a gradual economic upturn was under way.

In the machine industry, continued strong sales to automotive industry customers, healthy demand for electrical and precision machinery spurred by the expanded production of digital products, and other factors helped put domestic demand on a recovery path. In overseas operations, markets in China and the rest of East Asia continued to perform well, and the industry finally started to cut itself free from this difficult business environment.

Responding to these business conditions, the Group merged with Amada Machinics Co., Ltd., on October 1, 2003, combining the two companies' development, manufacturing, marketing, and service functions. Amada has channeled all of its energies to construct a management base that, by promoting its policies, cements the Group's position as an

industry-leading comprehensive engineering company while maintaining a global perspective under the slogan “Creative solutions for your success.”

Furthermore, in addition to revising the work flow and the placement of human resources, integrating common operations, and implementing other measures aimed at rationalizing and streamlining operations, Amada strategically reallocated its management resources, seeking to enable the quick provision of distinctive products and services that deliver high customer satisfaction and focusing on improving profitability and ensuring growth. In marketing and services, we worked to expand sales of new products as well as of strategic focus products, reviewed marketing expenses, and expanded sales while paring costs. In addition, we redoubled efforts to establish ourselves as a solutions business by leveraging our unrivaled expertise to help customers resolve urgent management issues and offering advice on how to increase profitability.

In development and manufacturing, the two collateral divisions operate under a collaborative system wherein they proactively work together to develop products, improve quality, and shorten lead times. In addition, Amada has sought to promote the standardization and modularization of parts, reorganized its production bases for dies and parts, and taken other measures to reduce costs and enhance manufacturing efficiency.

In overseas operations, Amada continued to pursue locally concentrated business activities in the three economic centers of North America, Europe, and Asia. In North America and Europe, we promoted sales of automated, networked, and other high-valued-added products, actively reviewed local subsidiaries and operations bases, and carried out a program to distinguish our products from the competition’s to ensure our leadership of economically advanced markets. However, in China, we centered the brisk expansion of our business activities in coastal areas, where economic development is most pronounced, and devoted efforts to broadening the cultivation and support of new demand.

As a result, consolidated order volume for the period under review grew 16.1% from fiscal 2003, to ¥172.3 billion (\$1,630.7 million), and consolidated net sales were up 13.2%, to ¥164.6 billion (\$1,557.5 million).

With regard to income and loss, increased revenues, an improvement in the gross profit margin, and cost-cutting resulted in operating income of ¥2.4 billion (\$23.1 million), reversing a loss recorded in the prior fiscal year. In addition, although we recorded a cumulative effect of accounting change for retirement benefits for retired directors and corporate auditors as an extraordinary loss of ¥1.2 billion (\$11.4 million), this did not prevent net income for the period from rebounding to ¥0.3 billion (\$3.5 million).

Dividends paid to shareholders in fiscal 2004 were unchanged from the previous fiscal year, at ¥5.00 (\$0.04) per share.

## Future Outlook

In the machinery industry in fiscal 2005, some encouraging signs are evident in orders, but it is difficult to imagine a sharp rise in overall demand. Moreover, the circumstances surrounding the industry are changing fundamentally amid intensifying price competition and heightening demand for shortened delivery periods, and we are entering a new age where industry participants’ ability to cope will be tested.

Under these conditions, the Group will strive to improve performance by vigorously promoting a package of initiatives to augment profitability, including the creation of a new business style and other measures elaborated on the following pages of this annual report.

September 2004

Mitsuo Okamoto, President





# Amada Engineering

## Providing Comprehensive Consulting Services

The Group intends to establish a new business model to reinforce its management base through the integration of manufacturing and marketing operations and cement its dominance in the global marketplace with the ultimate goal of improving income levels.

To accomplish this aim, we have formulated the following three initiatives.

- 1. Development of new highly profitable products and market expansion**
- 2. Construction of a new engineering business**
- 3. New overseas expansion**



## **1. Development of new highly profitable products and market expansion**

Through this initiative, Amada will actively promote the development of differentiated products and boost the ratio of sales accounted for by new products. Amada's product development concepts are "High productivity with speed and precision," "Integration of sheetmetal processing," "Automation for setup operations," and "Improvement in sound, vibration, and energy environment." Specific development projects include "EM automation," the "Development of EM and laser combination machines," and the "Achievement of linked laser and punching processes."

By increasing the proportion of net sales accounted for by such high-profitability products, Amada will strive to improve its financial position.

## **2. Construction of a new engineering business**

Our new engineering business model improves upon the conventional business method. Until now, we have separately marketed and sold machines, peripheral equipment, tooling equipment, and other products. From now on, at the experimental proof processing plant where differentiation machines, peripheral equipment, tools, and software are built, we assess the processing technology of a customer's work with the customer and empirically verify whether full operation of the customer's plant can be guaranteed through the Machine Home Doctor (MHD), so that they can then purchase solutions products.

In this way, Amada is creating a business that provides solutions for all the processing work conducted in customers' plants to bolster the growth of profits of both the Company and its customers.

## **3. New overseas expansion**

Through this initiative, Amada aims to reform its marketing and reorganize manufacturing bases in the United States, rationalize marketing and service operations in Europe, and nurture the market in China.

In the United States, Amada consolidated 6 branch offices in three districts from 11 branch offices in four districts, with the aim of paring costs and making marketing more efficient. In manufacturing, we are moving peripheral equipment production from Atlanta, Georgia, to Los Angeles, California, in an effort to centralize design, manufacturing, and test-run operations.

In Europe, the merger of Amada S.A., a French marketing subsidiary, and Amada Metrecs S.A., a French after-service subsidiary, provided the opportunity to streamline the Company's marketing and after-service systems in the region. We are also implementing other initiatives, including the dispatch of Fujinomiya Plant experts to Amada Europe S.A. (France), a manufacturing base, to bring its quality, cost, and delivery in line with Japanese operations.

In China, we have divided operations in the coastal areas into three regions where growth is most prominent: the northern, eastern, and southern districts of the country, and, along with developing comprehensive activities to expand sales, we are devoting our energies into service activities and sales of high-value-added products, tools, and other consumables that will make it possible to depart from price competition.

# Review of Operations by Group



Amada offers EM Bundled Solutions for the more efficient utilization of EM, which is known for its high productivity—EM2510NT+RMP+MARS.

## SHEET-METALWORKING MACHINES

Amada’s Sheet-Metalworking Machines Group spans press brakes, sheet-metal bending robots, shearing machines, laser-cutting machines, punch/laser-combination machines, sheet-metalworking system lines, and other related equipment.

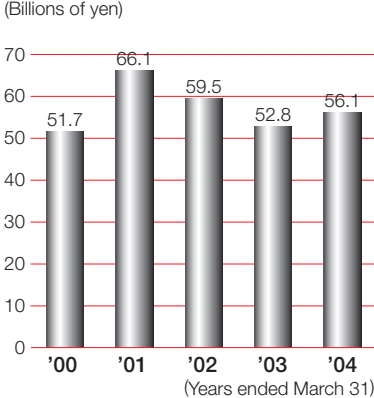
With regard to our press brakes and related products, due to increased demand for precision sheet metal in IT-related businesses and other areas, we redoubled marketing efforts centered on the HDS-NT series and other high-productivity and high-precision products that respond to networking and automation needs.

In shearing machines and related equipment, we worked to spark new demand for our mainstay products—sheet metal machining and steel materials—by offering solutions in such areas as automation and systemization.

In laser-cutting machines and related equipment, we upgraded the FO series, which can quickly process everything from ultrathin sheet metal to slab, with new models that respond to increased size and networking requirements, further filled out our product lineup, and worked to supply products to meet customers’ diverse needs.

The Sheet-Metalworking Machines Group’s sales increased 6.2%, to ¥56.1 billion (\$531.4 million).

### SHEET-METALWORKING MACHINES GROUP SALES







## PRESSES

The Presses Group includes computer numerical controlled (CNC) turret punch presses, mechanical presses, punch presses, set presses, corner notcher machines, and other related equipment.

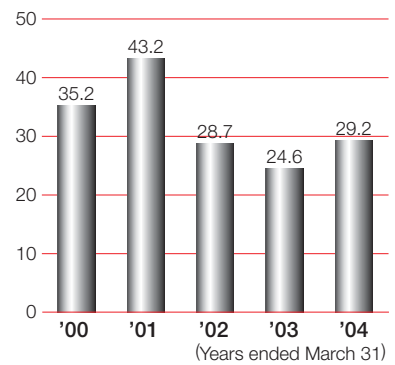
With regard to CNC turret punch presses and related equipment, we steadfastly worked to expand sales of strategically positioned products, including the EM series, which features higher energy-saving, higher speed punching, and quieter operations as a result of a conversion from a conventional hydraulic motor driven design to a servo-motor driven design.

With presses and other equipment, Amada sought to stimulate demand in the market for light electric appliances and electronic components, the leading products in this group.

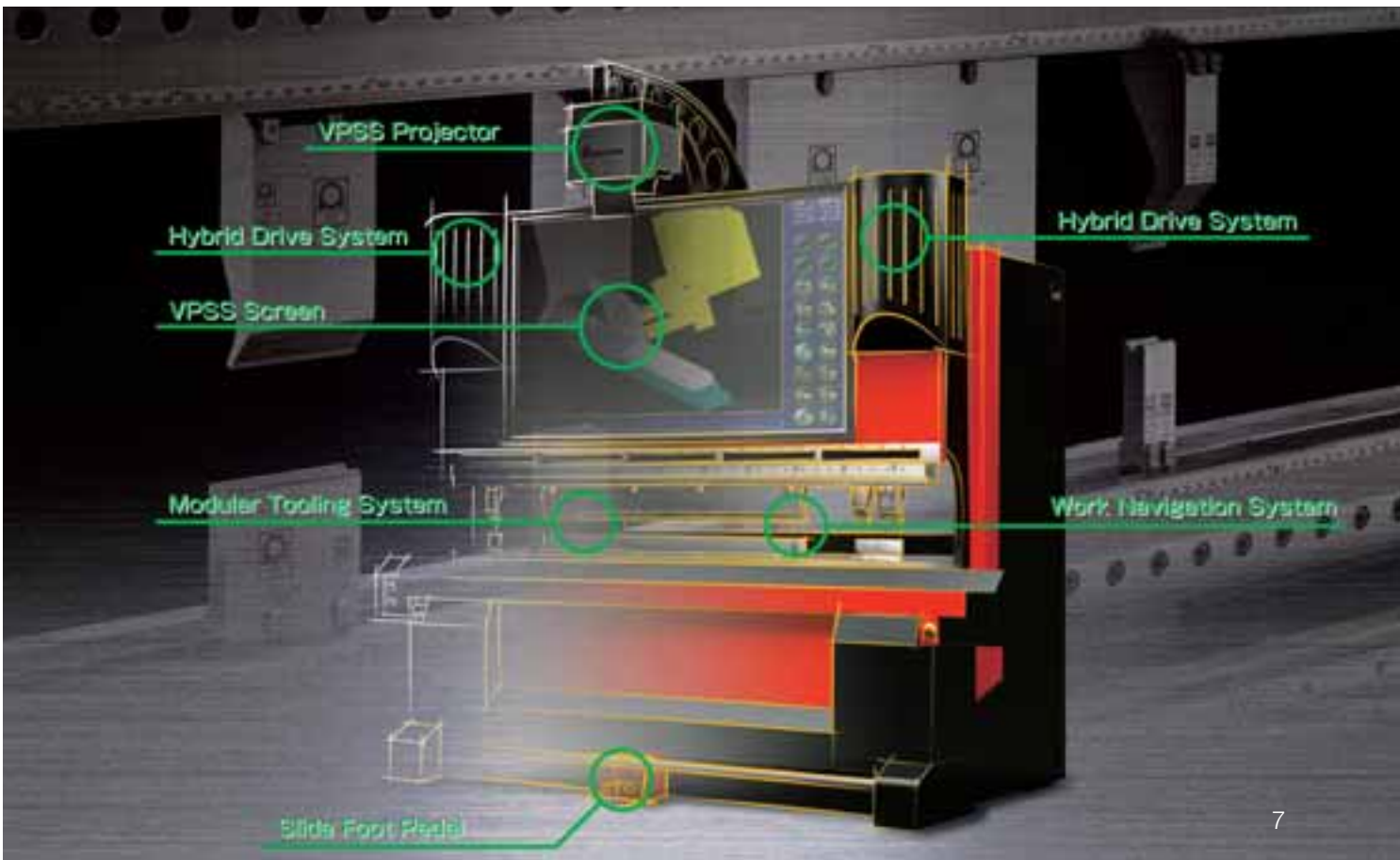
The Presses Group's sales increased 18.8%, to ¥29.2 billion (\$276.8 million).

### PRESSES GROUP SALES

(Billions of yen)



The framework for new product creation: Amada proposes HDS Bundled Solutions that achieve VPSS (display of a three-dimensional image on a large screen and shared product creation through digital technologies).





## BANDSAWS AND OTHER METAL-MACHINING EQUIPMENT

This group handles metal-cutting bandsaws, structural steel-cutting bandsaws, drilling machines, and other related equipment.

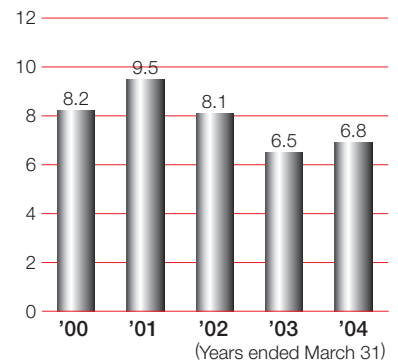
In the area of metal-cutting bandsaws, we experienced an increase in replacement demand in our main area of sales, the steel materials business, and promoted sales of automated and systematized products and environment-friendly products.

With drilling machines and related equipment, demand from construction-related business continued at low levels.

The group's sales in fiscal 2004 rose 5.1%, to ¥6.8 billion (\$64.8 million).

## BANDSAWS AND OTHER METAL-MACHINING EQUIPMENT GROUP SALES

(Billions of yen)







Using the Company's digital production management system "AM-HIT's," Amada can achieve just-in-time production for all customer specifications—at Fujinomiya Plant.

## SOFTWARE AND FACTORY AUTOMATION EQUIPMENT

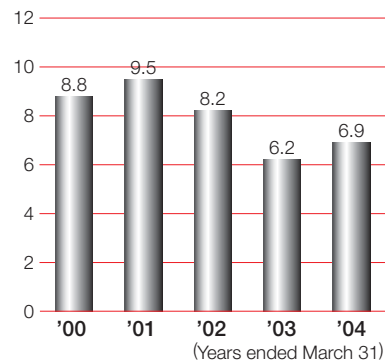
The products marketed by the Software and Factory Automation Equipment Group comprise factory automation (FA) computer systems and software for the automatic programming and process management of presses and sheet-metalworking machinery in the area of software as well as related systems.

With regard to FA computer equipment and software, to provide solutions to customer management issues in such areas as production efficiency and improvement to the machine working ratio, we are implementing initiatives to augment hardware and software and other measures to increase value added and enhance product reliability.

The group's sales in this group rose 10.7%, to ¥6.9 billion (\$65.4 million).

## SOFTWARE AND FACTORY AUTOMATION EQUIPMENT GROUP SALES

(Billions of yen)



## SERVICES

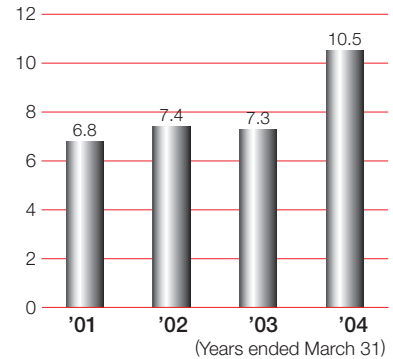
The Services Group provides repair, maintenance, checkup, inspection, and other machine- and equipment-related services for Amada products.

During the period under review, Amada continued to expand its technical service centers, thereby improving operational effectiveness and accelerating customer response through networking activities, and took other steps as a part of a program to increase customer satisfaction.

The group's sales jumped 42.5%, to ¥10.5 billion (\$99.5 million).

## SERVICES GROUP SALES

(Billions of yen)



## BANDSAW BLADES AND OTHER PRODUCTS

The Bandsaw Blades and Other Products Group offers bandsaw blades, punches and dies, and other machine parts.

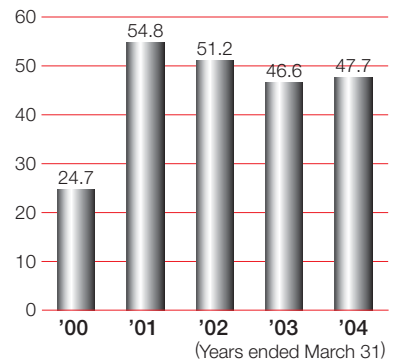
With bandsaw blades, we have promoted routine maintenance inspections among Amada equipment users and have worked to spur new demand through various suggestions concerning cutting processes.

In the area of punches and dies, strong sales were seen for NEX TOOL, high-value-added toolings that improve the performance of the new EM series CNC turret punch press and other products.

The group's sales in fiscal 2004 rose 2.3%, to ¥47.7 billion (\$451.5 million).

## BANDSAW BLADES AND OTHER PRODUCTS GROUP SALES

(Billions of yen)



## MACHINE TOOLS

Along with Amada's merger with Amada Machinics, Tecno Wasino Co., Ltd., which runs machine tools operations, was made a consolidated subsidiary in the second half of fiscal 2004, and as a result, the Machine Tools Group was established in fiscal 2004.

The group's sales amounted to ¥5.7 billion (\$54.2 million) for the second half of the fiscal year.

# Financial Summary

Amada Co., Ltd. and Consolidated Subsidiaries  
Years ended March 31

	Millions of yen				
	2004	2003	2002	2001	2000
<b>For the year:</b>					
Net sales .....	<b>¥164,614</b>	¥145,425	¥164,520	¥191,207	¥129,403
Sales to foreign customers .....	<b>66,526</b>	64,021	74,751	89,590	64,195
Cost of goods sold .....	<b>94,371</b>	84,758	98,791	103,655	81,939
Gross profit .....	<b>70,243</b>	60,666	65,728	87,552	47,463
Selling, general and administrative expenses .....	<b>66,515</b>	66,876	71,190	73,424	47,060
Net changes in deferred profit on installment sales .....	<b>(1,282)</b>	1,176	2,549	335	2,644
Operating income (loss) .....	<b>2,445</b>	(5,033)	(2,912)	14,463	3,048
Other income (expenses)—net .....	<b>2,704</b>	(2,466)	3,714	6,290	(24,781)
Income (loss) before income taxes and minority interests .....	<b>5,150</b>	(7,499)	801	20,753	(21,733)
Net income (loss) .....	<b>372</b>	(6,588)	(539)	12,433	(17,237)
Purchases of property, plant and equipment .....	<b>3,740</b>	4,433	8,401	6,638	6,073
Depreciation and amortization .....	<b>9,069</b>	10,504	10,171	9,311	7,566
Research and development costs .....	<b>7,161</b>	6,345	6,063	5,527	5,364
<b>At year-end:</b>					
Total shareholders' equity .....	<b>358,342</b>	286,728	298,462	307,022	242,415
Total assets .....	<b>457,283</b>	392,047	425,709	442,741	345,763
Total long-term liabilities .....	<b>31,995</b>	26,823	30,843	18,160	13,815
<b>Per share of common stock (yen):</b>					
Net income (loss)—					
Basic .....	<b>¥ 0.90</b>	¥ (19.64)	¥ (1.59)	¥ 36.73	¥ (59.46)
Cash dividends applicable to the year .....	<b>5.00</b>	5.00	5.00	6.00	5.00
<b>Sales composition:</b>					
Sheet-metalworking machines .....	<b>¥ 56,170</b>	¥ 52,869	¥ 59,596	¥ 66,137	¥ 51,760
Presses .....	<b>29,257</b>	24,624	28,705	43,226	35,207
Bandsaws and other metal-machining equipment .....	<b>6,852</b>	6,521	8,170	9,529	8,214
Software and factory automation equipment .....	<b>6,914</b>	6,249	8,282	9,531	8,875
Services .....	<b>10,525</b>	7,384	7,412	6,834	
Bandsaw blades and other products .....	<b>47,721</b>	46,635	51,244	54,882	24,721
Machine tools .....	<b>5,735</b>				
Real estate leasing .....	<b>1,435</b>	1,141	1,108	1,066	623
<b>Number of employees</b> .....	<b>4,793</b>	4,133	4,353	4,408	2,933

Notes: 1. The yen figures presented in the financial summary are rounded down to millions of yen, except for per share amounts.

2. Amada Co., Ltd., merged with Amada Metreco Co., Ltd., on April 1, 2000. The fiscal 2000 figures shown in the financial summary are those of Amada before the merger.

3. Amada Co., Ltd., merged with Amada Machinics Co., Ltd., on October 1, 2003. The pre-fiscal 2004 figures shown in the financial summary are those of Amada before the merger.



# Financial Review

## EXTERNAL ECONOMIC ENVIRONMENT

In terms of global economic scenes, the U.S. economy showed a firm recovery encouraged by private consumption and capital investment and in Europe, an uptrend was seen from the second half of the term as well. Also, in Asia, such countries as China, Thailand, and Malaysia showed further economic expansion and economic conditions remained favorable.

In Japan, although employment and income conditions remained harsh and with slower growth on private consumption, economic conditions failed to lead to any significant recovery phase, although some improvement in sentiment was seen supported by export growth and a turnaround in capital investment after corporate profit recovers.

In the machine industry, demand for the automobile industry remained firm and that for the electronics and precision industries grew, encouraged by growth in digital product sales. All in all, domestic demand reported a recovery phase. In overseas markets, a rebound in demand has become clear as a positive trend is still continuing in eastern Asian markets, such as China.

## EARNINGS

Amid such economic circumstances, net sales in the period under review increased 13.2%, to ¥164.6 billion (US\$1,557.5 million). Sales to foreign customers increased 3.9%, to ¥66.5 billion (US\$629.4 million).

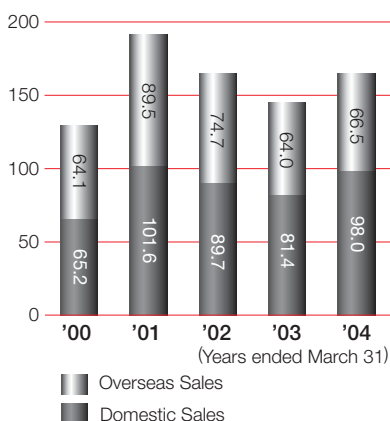
The cost of goods sold amounted to ¥94.3 billion (US\$892.9 million), up 11.3% from the previous fiscal year, and the cost of goods sold as a percentage of net sales decreased 1.0 percentage point, to 57.3%. Selling, general and administrative (SG&A) expenses dropped 0.5%, to ¥66.5 billion (US\$629.3 million), and as a proportion of net sales, decreased from 46.0% to 40.4%. Research and development expenses accounted for ¥7.1 billion (US\$67.7 million) of SG&A expenses.

Net changes in deferred profit on installment sales were recorded as a carryforward of ¥1.2 billion (US\$12.1 million). Due to growth in turnover and lower growth in expenses, in the year under review, an operating profit of ¥2.4 billion (US\$23.1 million) was recorded after a loss of ¥5.0 billion in the previous fiscal year.

Other income (expenses)—net has shifted from ¥2.4 billion in expenses in the previous fiscal year to ¥2.7 billion (US\$25.5 million) in income in the year under review. This was mainly because of a gain on securities appraisal due to market recoveries. On the other hand, there was a cost of ¥1.2 billion (US\$11.4 million) from the cumulative effect of accounting change for retirement benefits to directors and corporate auditors. Consequently, we recorded net income of ¥0.3 billion (US\$3.5 million) in the year under review after a net loss of ¥6.5 billion in the previous fiscal year. Net income per share

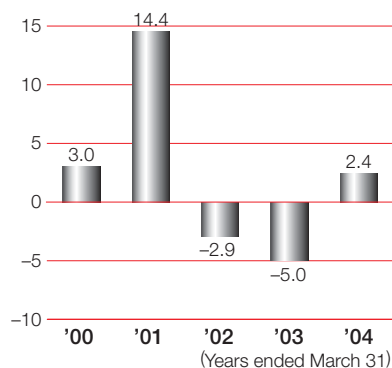
**DOMESTIC SALES AND OVERSEAS SALES**

(Billions of yen)



**OPERATING INCOME (LOSS)**

(Billions of yen)



(basic), which totaled a loss of ¥19.64 in the previous fiscal year, was ¥0.90 (\$0.00) in fiscal 2004.

## FINANCIAL POSITION

Total assets increased 16.6%, to ¥457.2 billion (US\$4,326.6 million), compared with the previous fiscal year-end, mainly due to transferred assets from the merger with Amada Machinics Co., Ltd., and an increasing number of consolidated subsidiaries. Current assets resulted in an increase of 14.8%, to ¥250.5 billion (US\$2,370.3 million). In current liabilities, such factors as drops in both short-term bank loans and notes and accounts payable led to a fall in this line item of 8.4%, to ¥64.9 billion (US\$614.9 million), contributing to a rise in the current ratio of 77.9 percentage points, to 385.4%.

Net property, plant and equipment, which includes land and machinery and equipment, amounted to ¥105.3 billion (US\$996.9 million), an increase of 16.2%. Total investments and other assets also increased, up 21.9%, to ¥101.3 billion (US\$959.4 million), led by an increase in investment securities.

Total long-term liabilities came to ¥31.9 billion (US\$302.7 million), an increase of 19.3% that was mainly attributable to an increase in liability for employees' retirement benefits.

Total shareholders' equity surged 25.0%, to ¥358.3 billion (US\$3,390.5 million). This surge was attributable mainly to an increase in retained earnings that reflected the fiscal 2004 net earnings and that in capital surplus due to profit from amalgamation. Due to the bigger increase in shareholders' equity, the shareholders' equity ratio rose 5.3 percentage points, to 78.4%.

## CASH FLOWS

Net cash provided by operating activities totaled ¥19.7 billion (US\$186.8 million) in the year under review, up ¥3.1 billion year on year. This was mainly due to income before income taxes and minority interests.

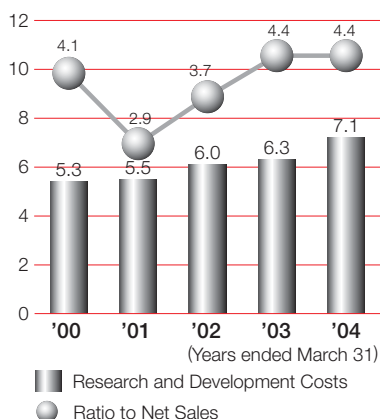
Net cash used in investing activities rose ¥12.6 billion, to ¥14.7 billion (US\$139.5 million), mainly due to increases of net investments in securities and to the decrease in proceeds from sales and redemption of investment securities.

Net cash used in financing activities amounted to ¥10.6 billion (US\$101.1 million), compared with ¥5.9 billion used in the previous fiscal year. This was mainly due to decreases in borrowings.

As a result of the preceding factors and the merger with Amada Machinics Co., Ltd., cash and cash equivalents, end of year, increased ¥12.1 billion, to ¥66.5 billion (US\$629.4 million).

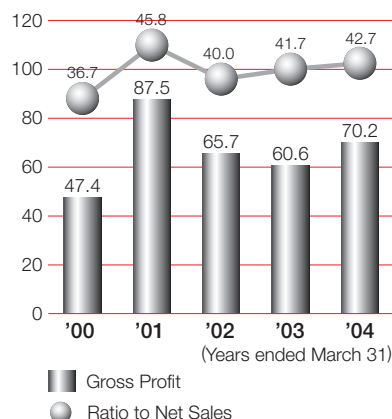
### RESEARCH AND DEVELOPMENT COSTS AND RATIO TO NET SALES

(Billions of yen, %)



### GROSS PROFIT AND RATIO TO NET SALES

(Billions of yen, %)



# Consolidated Financial Statements

## Consolidated Balance Sheets

Amada Co., Ltd. and Consolidated Subsidiaries  
March 31, 2004 and 2003

ASSETS	Millions of yen		Thousands of U.S. dollars (Note 1)
	2004	2003	2004
<b>Current assets:</b>			
Cash and cash equivalents (Notes 5 and 7) .....	¥ 66,528	¥ 54,411	\$ 629,470
Short-term investments (Notes 5 and 7) .....	14,984	8,503	141,781
Notes and accounts receivable (Notes 4 and 7)—			
Trade .....	121,496	114,538	1,149,553
Unconsolidated subsidiaries and associated companies .....	3,568	1,837	33,760
Other .....	1,242	467	11,752
Allowance for doubtful receivables .....	(3,554)	(4,272)	(33,627)
Inventories (Note 6) .....	38,464	34,179	363,941
Deferred tax assets (Note 10) .....	4,768	4,210	45,113
Prepaid expenses and other current assets .....	3,017	4,300	28,550
Total current assets .....	<u>250,516</u>	<u>218,174</u>	<u>2,370,296</u>
<b>Property, plant and equipment:</b>			
Land .....	33,015	28,280	312,378
Buildings and structures .....	90,066	76,283	852,177
Machinery and equipment (Note 7) .....	37,668	27,185	356,403
Equipment for lease .....	24,082	24,803	227,859
Buildings, structures and land for rent (Note 8) .....	18,807	10,349	177,951
Construction in progress .....	686	370	6,491
Total .....	<u>204,326</u>	<u>167,274</u>	<u>1,933,262</u>
Accumulated depreciation .....	<u>(98,959)</u>	<u>(76,560)</u>	<u>(936,319)</u>
Net property, plant and equipment .....	<u>105,366</u>	<u>90,713</u>	<u>996,943</u>
<b>Investments and other assets:</b>			
Investment securities (Note 5) .....	75,654	38,168	715,813
Investments in and advances to unconsolidated subsidiaries and associated companies .....	3,704	22,601	35,048
Software .....	3,857	4,072	36,497
Deferred tax assets (Note 10) .....	10,274	13,824	97,215
Other assets .....	7,908	4,491	74,830
Total investments and other assets .....	<u>101,399</u>	<u>83,158</u>	<u>959,405</u>
 Total .....	 <u>¥457,283</u>	 <u>¥392,047</u>	 <u>\$4,326,644</u>

See notes to consolidated financial statements.

LIABILITIES AND SHAREHOLDERS' EQUITY	Millions of yen		Thousands of U.S. dollars (Note 1)
	2004	2003	2004
<b>Current liabilities:</b>			
Short-term bank loans (Note 7) .....	¥ 5,391	¥ 11,372	\$ 51,016
Current portion of long-term debt (Note 7) .....	2,153	1,422	20,373
Notes and accounts payable—			
Trade .....	21,501	8,177	203,436
Unconsolidated subsidiaries and associated companies .....	1,163	19,551	11,011
Other .....	3,267	2,467	30,914
Deferred profit on installment sales (Note 4) .....	17,378	16,095	164,429
Accrued expenses .....	7,407	6,619	70,089
Income taxes payable (Note 10) .....	1,491	595	14,110
Other current liabilities .....	5,240	4,644	49,581
Total current liabilities .....	64,995	70,946	614,964
<b>Long-term liabilities:</b>			
Long-term debt (Note 7) .....	1,746	7,897	16,528
Liability for employees' retirement benefits (Note 9) .....	16,469	10,065	155,829
Retirement allowance for directors and corporate auditors (Notes 2 and 9) .....	807		7,642
Deposit received (Note 8) .....	7,544	3,546	71,381
Other long-term liabilities (Note 10) .....	5,427	5,314	51,349
Total long-term liabilities .....	31,995	26,823	302,731
<b>Minority interests</b> .....	1,949	7,548	18,446
<b>Commitments and contingent liabilities</b> (Notes 14, 15 and 16)			
<b>Shareholders' equity</b> (Notes 11 and 18):			
Common stock—			
Authorized—550,000 thousand shares			
Issued—406,434 thousand shares (2004) .....	54,768		518,197
338,748 thousand shares (2003) .....		54,768	
Capital surplus .....	163,249	117,782	1,544,608
Retained earnings .....	153,135	127,358	1,448,907
Land revaluation difference (Note 1 (h)) .....	(8,764)	(8,764)	(82,927)
Net unrealized gain (loss) on available-for-sale securities .....	3,732	(1,496)	35,313
Foreign currency translation adjustments .....	(3,626)	(1,955)	(34,309)
Total .....	362,494	287,692	3,429,787
Treasury stock, at cost—			
14,583 thousand shares in 2004 and 3,302 thousand shares in 2003 .....	(4,152)	(964)	(39,285)
Total shareholders' equity .....	358,342	286,728	3,390,502
Total .....	¥457,283	¥392,047	\$4,326,644

# Consolidated Statements of Operations

Amada Co., Ltd. and Consolidated Subsidiaries  
Years ended March 31, 2004, 2003 and 2002

	Millions of yen			Thousands of U.S. dollars (Note 1)
	2004	2003	2002	2004
<b>Net sales</b> .....	<b>¥164,614</b>	¥145,425	¥164,520	<b>\$1,557,524</b>
Cost of goods sold (Note 6) .....	<b>94,371</b>	84,758	98,791	<b>892,905</b>
Gross profit .....	<b>70,243</b>	60,666	65,728	<b>664,619</b>
Selling, general and administrative expenses (Note 13) .....	<b>66,515</b>	66,876	71,190	<b>629,342</b>
Net changes in deferred profit on installment sales (Note 4) .....	<b>(1,282)</b>	1,176	2,549	<b>(12,137)</b>
Operating income (loss) .....	<b>2,445</b>	(5,033)	(2,912)	<b>23,139</b>
<b>Other income (expenses):</b>				
Interest and dividend income .....	<b>1,801</b>	1,535	2,006	<b>17,040</b>
Interest expense .....	<b>(459)</b>	(631)	(581)	<b>(4,348)</b>
Commissions earned .....	<b>582</b>	555	379	<b>5,507</b>
Gain from appreciation of securities .....	<b>1,451</b>			<b>13,729</b>
Equity in earnings of unconsolidated subsidiaries and associated companies .....	<b>170</b>	66	1,923	<b>1,616</b>
Foreign exchange loss .....	<b>(526)</b>	(722)	(1,084)	<b>(4,984)</b>
Cumulative effect of accounting change for retirement benefits to directors and corporate auditors (Note 2) .....	<b>(1,212)</b>			<b>(11,474)</b>
Other, net (Note 12) .....	<b>899</b>	(3,269)	1,072	<b>8,506</b>
Other income (expenses)—net .....	<b>2,704</b>	(2,466)	3,714	<b>25,593</b>
<b>Income (loss) before income taxes and minority interests</b> .....	<b>5,150</b>	(7,499)	801	<b>48,733</b>
<b>Income taxes</b> (Note 10):				
Current .....	<b>1,950</b>	(893)	2,048	<b>18,451</b>
Deferred .....	<b>2,758</b>	413	(720)	<b>26,101</b>
Total income taxes .....	<b>4,708</b>	(479)	1,328	<b>44,553</b>
<b>Minority interests in net income (loss)</b> .....	<b>69</b>	(430)	12	<b>656</b>
<b>Net income (loss)</b> .....	<b>¥ 372</b>	¥ (6,588)	¥ (539)	<b>\$ 3,523</b>
		Yen		U.S. dollars (Note 1)
<b>Per share of common stock:</b>				
Net income (loss)				
Basic .....	<b>¥ 0.90</b>	¥ (19.64)	¥ (1.59)	<b>\$ 0.00</b>
Cash dividends applicable to the year .....	<b>5.00</b>	5.00	5.00	<b>0.04</b>

See notes to consolidated financial statements.



# Consolidated Statements of Shareholders' Equity

Amada Co., Ltd. and Consolidated Subsidiaries  
Years ended March 31, 2004, 2003 and 2002

	Issued number of shares outstanding (thousands)	Millions of yen						
		Common stock	Capital surplus	Retained earnings	Land revaluation difference	Net unrealized gain (loss) on available-for-sale securities	Foreign currency translation adjustments	Treasury stock
<b>Balance, March 31, 2001</b> .....	338,502	¥54,752	¥117,779	¥138,403		¥1,682	¥(5,594)	¥ (0)
Stock issued on conversion of debt .....	8	3	3					
Adjustment of retained earnings for merger of consolidated subsidiaries .....				10				
Increase in revaluation difference .....					¥(8,870)			
Net change in unrealized gain (loss) on available-for-sale securities .....						(1,899)		
Net change in foreign currency translation adjustments.....							4,905	
Net loss .....				(539)				
Appropriations:								
Cash dividends, ¥6.00 per share .....				(2,031)				
Bonuses to directors and corporate auditors .....				(122)				
Net increase of treasury stock .....								(20)
<b>Balance, March 31, 2002</b> .....	338,510	54,756	117,782	135,721	(8,870)	(217)	(688)	(21)
Stock issued for merger.....	237	11						
Adjustment of retained earnings for merger .....				56				
Net change in unrealized gain (loss) on available-for-sale securities .....						(1,278)		
Net change in foreign currency translation adjustments.....							(1,266)	
Net loss .....				(6,588)				
Reversal of land revaluation difference.....				(105)	105			
Appropriations:								
Cash dividends, ¥5.00 per share .....				(1,677)				
Bonuses to directors and corporate auditors .....				(47)				
Net increase of treasury stock .....								(942)
<b>Balance, March 31, 2003</b> .....	338,748	54,768	117,782	127,358	(8,764)	(1,496)	(1,955)	(964)
Increase resulting from merger (Note 3) .....	<b>67,686</b>		<b>45,416</b>	<b>27,087</b>				<b>(2,947)</b>
Disposal of treasury stock .....			<b>50</b>					
Net change in unrealized gain (loss) on available-for-sale securities.....						<b>5,228</b>		
Net change in foreign currency translation adjustments.....							<b>(1,670)</b>	
Net income.....				<b>372</b>				
Appropriations:								
Cash dividends, ¥5.00 per share .....				(1,677)				
Bonuses to directors and corporate auditors .....				(6)				
Net increase of treasury stock .....								(240)
<b>Balance, March 31, 2004</b> .....	<b>406,434</b>	<b>¥54,768</b>	<b>¥163,249</b>	<b>¥153,135</b>	<b>¥(8,764)</b>	<b>¥3,732</b>	<b>¥(3,626)</b>	<b>¥(4,152)</b>

	Thousands of U.S. dollars (Note 1)						
	Common stock	Capital surplus	Retained earnings	Land revaluation difference	Net unrealized gain (loss) on available-for-sale securities	Foreign currency translation adjustments	Treasury stock
<b>Balance, March 31, 2003</b> .....	\$518,197	\$1,114,415	\$1,205,016	\$(82,927)	\$(14,155)	\$(18,504)	\$(9,125)
Increase resulting from merger (Note 3) .....		<b>429,714</b>	<b>256,294</b>				<b>(27,891)</b>
Disposal of treasury stock .....		<b>477</b>					
Net change in unrealized gain (loss) on available-for-sale securities.....					<b>49,469</b>		
Net change in foreign currency translation adjustments .....						<b>(15,805)</b>	
Net income .....			<b>3,523</b>				
Appropriations:							
Cash dividends, \$0.04 per share .....			(15,869)				
Bonuses to directors and corporate auditors .....			(58)				
Net increase of treasury stock .....							(2,269)
<b>Balance, March 31, 2004</b> .....	<b>\$518,197</b>	<b>\$1,544,608</b>	<b>\$1,448,907</b>	<b>\$(82,927)</b>	<b>\$35,313</b>	<b>\$(34,309)</b>	<b>\$(39,285)</b>

See notes to consolidated financial statements.

# Consolidated Statements of Cash Flows

Amada Co., Ltd. and Consolidated Subsidiaries  
Years ended March 31, 2004, 2003 and 2002

	Millions of yen			Thousands of U.S. dollars (Note 1)
	2004	2003	2002	2004
<b>Operating activities:</b>				
Income (loss) before income taxes and minority interests .....	¥ 5,150	¥ (7,499)	¥ 801	\$ 48,733
Adjustments for:				
Income taxes paid .....	(1,794)	(2,236)	(7,140)	(16,979)
Refund of income taxes .....	2,034	1,967	74	19,245
Depreciation and amortization .....	9,069	10,504	10,171	85,813
Gain from appreciation of securities .....	(1,451)			(13,729)
Loss on impairment of investment securities .....	38	3,634	3,826	362
Equity in earnings of unconsolidated subsidiaries and associated companies .....	(170)	(66)	(1,923)	(1,616)
Gain on exemption from future pension obligation of the governmental program .....		(2,880)		
Changes in assets and liabilities, net of effects from newly consolidated and previously unconsolidated subsidiaries and net of effects from merger:				
(Increase) decrease in receivables, net of deferred profit on installment sales .....	(5,493)	11,709	29,400	(51,973)
Decrease (increase) in inventories .....	3,588	11,109	(7,413)	33,956
Increase (decrease) in payables .....	5,526	(12,907)	(19,632)	52,286
Increase in liabilities for employees' retirement benefits .....	1,775	2,035	936	16,802
Other—net .....	1,474	1,261	513	13,955
Total adjustments .....	14,598	24,129	8,813	138,122
Net cash provided by operating activities .....	19,748	16,630	9,615	186,855
<b>Investing activities:</b>				
Proceeds from sales of property, plant and equipment .....	203	581	804	1,927
Purchases of property, plant and equipment .....	(3,740)	(4,433)	(8,401)	(35,393)
Proceeds from sales and redemption of marketable securities .....	12,514	3,941	3,033	118,404
Purchases of marketable securities .....	(1,584)	(500)	(4,563)	(14,987)
Proceeds from sales and redemption of investment securities .....	14,308	19,978	20,995	135,386
Purchases of investment securities .....	(31,980)	(21,421)	(29,169)	(302,592)
Payment for purchase of newly consolidated subsidiaries, net of cash acquired....			(1,421)	
Purchase of long-term time deposits .....	(2,000)	(297)		(18,923)
Net change in other assets .....	(2,474)	(75)	1,289	(23,414)
Net cash used in investing activities .....	(14,753)	(2,076)	(17,432)	(139,592)
<b>Financing activities:</b>				
Proceeds from long-term liabilities .....		181	10,067	
Repayment of long-term liabilities .....	(2,941)	(295)	(4,982)	(27,832)
Net (decrease) increase in short-term borrowings .....	(5,825)	(3,955)	4,438	(55,115)
Cash dividends paid .....	(1,687)	(1,678)	(2,030)	(15,970)
Other—net .....	(238)	(206)	(351)	(2,257)
Net cash (used in) provided by financing activities .....	(10,693)	(5,955)	7,141	(101,175)
<b>Foreign currency translation adjustments on cash and cash equivalents .....</b>				
	(396)	(303)	802	(3,747)
<b>Cash and cash equivalents increased by merger .....</b>	<b>15,398</b>	<b>1,293</b>		<b>145,697</b>
<b>Net increase in cash and cash equivalents .....</b>	<b>9,304</b>	<b>9,589</b>	<b>126</b>	<b>88,038</b>
<b>Cash and cash equivalents of newly consolidated subsidiaries .....</b>	<b>2,812</b>			<b>26,612</b>
<b>Cash and cash equivalents excluding previously consolidated subsidiaries .....</b>		(333)		
<b>Cash and cash equivalents, beginning of year .....</b>	<b>54,411</b>	<b>45,155</b>	<b>45,028</b>	<b>514,819</b>
<b>Cash and cash equivalents, end of year .....</b>	<b>¥ 66,528</b>	<b>¥54,411</b>	<b>¥45,155</b>	<b>\$629,470</b>
<b>Non-cash investing and financing activities:</b>				
Issuance of common stock on conversion of convertible debentures .....			¥ 6	
Assets increased as a result of consolidation of previously unconsolidated subsidiaries .....	¥ 15,590			\$147,514
Liabilities increased as a result of consolidation of previously unconsolidated subsidiaries .....	8,663			81,968
Assets acquired and liabilities assumed in merger (Note 3):				
Assets: Current assets .....	46,146			436,618
Non-current assets .....	59,302			561,098
Total .....	¥105,448		¥ 6	\$997,717
Liabilities: Current liabilities .....	¥ 10,636			\$100,640
Non-current liabilities .....	7,189			68,021
Total .....	¥ 17,825			\$168,661

See notes to consolidated financial statements.

# Notes to Consolidated Financial Statements

Amada Co., Ltd. and Consolidated Subsidiaries

## 1 SUMMARY OF SIGNIFICANT ACCOUNTING POLICIES

### a) Basis of presenting consolidated financial statements

The accompanying consolidated financial statements have been prepared in accordance with the provisions set forth in the Japanese Securities and Exchange Law and its related accounting regulations, and in conformity with accounting principles generally accepted in Japan, which are different in certain respects as to application and disclosure requirements of International Financial Reporting Standards.

The consolidated financial statements include the accounts of Amada Co., Ltd. (the "Company") and its significant subsidiaries (together, the "Companies").

In preparing these consolidated financial statements, certain reclassifications and rearrangements have been made to the consolidated financial statements issued domestically in order to present them in a form which is more familiar to readers outside Japan. In addition, certain reclassifications and rearrangements have been made in the 2003 and 2002 consolidated financial statements in order for them to conform to the classifications and presentations used in 2004.

The consolidated financial statements are stated in Japanese yen, the currency of the country in which Amada Co., Ltd. is incorporated and operates. The translations of Japanese yen amounts into U.S. dollar amounts are included solely for the convenience of readers outside Japan and have been made at the rate of ¥105.69 to US\$1, the rate of exchange at March 31, 2004. Such translations should not be construed as representations that the Japanese yen amounts could be converted into U.S. dollars at that or any other rate.

The yen figures presented in the consolidated financial statements are rounded down to millions of yen, except for per share amounts.

### b) Principles of consolidation

The consolidated financial statements as of March 31, 2004 include the accounts of the Company and its 48 (45 in 2003 and 46 in 2002) significant subsidiaries. Consolidation of the remaining subsidiaries would not have a material effect on the accompanying consolidated financial statements.

Under the control-or-influence concept, those companies in which the Company, directly or indirectly, is able to exercise control over operations are fully consolidated, and those companies over which the Companies have the ability to exercise significant influence are accounted for by the equity method.

Investments in 80 (81 in 2003 and 81 in 2002) unconsolidated subsidiaries and 8 (18 in 2003 and 17 in 2002) associated companies are accounted for by the equity method.

Investments in the remaining unconsolidated subsidiaries and associated companies are stated at cost. If the equity method of accounting had been applied to the investments in these companies, the effect on the accompanying consolidated financial statements would not be material.

The excess of the cost of an acquisition over the fair value of the net assets of the acquired subsidiary at the date of acquisition is being amortized on a straight-line basis principally over five years.

All significant intercompany balances and transactions have been eliminated in consolidation. All material unrealized profit included in assets resulting from transactions within the Companies is eliminated.

### c) Cash equivalents

Cash equivalents are short-term investments that are readily convertible into cash and that are exposed to insignificant risk of changes in value.

Cash equivalents include time deposits and mutual funds investing in bonds that represent short-term investments, all of which mature or become due within three months of the date of acquisition.

### d) Allowance for doubtful accounts

The allowance for doubtful accounts is stated in amounts considered to be appropriate based on the Companies' past credit loss experience and an evaluation of potential losses in receivables outstanding.

### e) Inventories

Machinery inventory of merchandise, finished products and work in process are stated at cost determined by the specific identification basis. Other inventories are stated at cost determined principally by the moving-average method.

### f) Marketable and investment securities

Marketable and investment securities are classified and accounted for, depending on management's intent, as follows:

Held-to-maturity debt securities, which are expected to be held to maturity with the positive intent and ability to be held to maturity, are reported at amortized cost, and available-for-sale securities, which are not classified as the aforementioned securities, are reported at fair value, with unrealized gains and losses, net of applicable taxes, reported in a separate component of shareholders' equity. The cost of securities sold is determined based on the moving-average method.

Non-marketable available-for-sale securities are stated at cost determined by the moving average method. For other than temporary declines in fair value, available-for-sale securities are reduced to net realizable value by a charge to income.

### g) Property, plant and equipment

Property, plant and equipment are stated at cost. Depreciation is computed principally by the declining-balance method over the estimated useful lives of the assets while the straight-line method is applied to buildings acquired after April 1, 1998. Equipment for lease is depreciated by the straight-line method over the respective lease periods (mainly seven years). Buildings, structures and land for rent are depreciated by the straight-line method over their estimated useful lives.

Estimated useful lives are as follows:

Buildings and structures.....	8 to 60 years
Machinery and equipment.....	2 to 17 years
Equipment for lease.....	Principally 7 years
Buildings, structures and land for rent.....	8 to 39 years

### h) Land revaluation

Under the "Law of Land Revaluation," promulgated on March 31, 1998 and revised on March 31, 1999 and 2001, the Company effected a one-time revaluation of its own-use land to a value based on real estate appraisal information as of March 31, 2002.

The resulting land revaluation loss represents unrealized depreciation of land and is stated as a component of shareholders' equity. There was no effect on the consolidated statements of operations. Continuous readjustment is not permitted.

As at March 31, 2004, the carrying amount of the land after the above one-time revaluation exceeded the market value by ¥5,538 million.

**i) Software**

Software development costs, incurred through the completion of a beta version of specific software for sale to the market, are charged to income when incurred. Such costs incurred subsequent to the completion of the beta version are deferred and amortized at the higher of either the amount to be amortized in the proportion of the actual sales volume of the software during the current year to the estimated total sales volume over the estimated salable years of the software or the amount to be amortized by the straight-line method over three years.

The cost of computer software obtained for internal use is principally amortized using the straight-line method over the estimated useful lives of five years.

**j) Employees' retirement benefits**

The Company has a contributory funded pension plan together with principal domestic Group companies covering substantially all of their employees.

**k) Retirement allowances for directors and corporate auditors**

Retirement allowances for directors and corporate auditors are recorded to state the liability at the amount which would be required if all directors and corporate auditors retired at the balance sheet date (see Note 2).

**l) Treasury stock**

Effective April 1, 2002, the Company adopted a new accounting standard for treasury stock issued by the Accounting Standards Board of Japan. This standard requires that where an associated company holds a parent company's stock, a portion that represents an equivalent ownership interest in such stock should be presented as treasury stock in a separate component of shareholders' equity and the carrying value of the investment in the associated company should be reduced by the same amount. The Company adopted this accounting standard for the year ended March 31, 2003. Such treasury stock was not reflected in the Company's consolidated financial statements for the years ended March 31, 2002 and 2001 since no accounting treatment was previously prescribed for the parent company's stock held by an associated company.

**m) Sales recognition**

Domestic sales of machines are recognized upon customer inspection and approval.

Profit arising from installment sales is deferred and amortized over the contracted collection periods.

**n) Foreign currency transactions**

All current and non-current monetary receivables and payables denominated in foreign currencies are translated into Japanese yen at the exchange rates at the balance sheet date. The foreign exchange gains and losses from translation are recognized in the consolidated statements of operations to the extent that they are not hedged by forward exchange contracts.

**o) Foreign currency financial statements**

The balance sheet accounts of the consolidated foreign subsidiaries are translated into Japanese yen at the current exchange rate as of the balance sheet date except for shareholders' equity, which is translated at historical rates. Revenue and expense accounts of consolidated foreign subsidiaries are translated into yen at the current exchange rates.

Differences arising from such translation were shown as "Foreign currency translation adjustments" in a separate component of shareholders' equity.

**p) Research and development costs**

Research and development costs are generally charged to income as incurred.

**q) Income taxes**

The provision for income taxes is computed based on the pretax income included in the consolidated statements of operations. The asset-and-liability approach is used to recognize deferred tax assets and liabilities for the expected future tax consequences of temporary differences between the carrying amounts and the tax bases of assets and liabilities. Deferred taxes are measured by applying currently enacted tax laws to the temporary differences.

**r) Appropriations of retained earnings**

Appropriations of retained earnings at each year-end are reflected in the financial statements for the following year upon shareholders' approval.

**s) Leases**

All leases are accounted for as operating leases. Under Japanese accounting standards for leases, finance leases that do not transfer ownership of the leased property to the lessee are permitted to be accounted for as rental transactions if certain "as-if-capitalized" information is disclosed in the notes to the lessee's consolidated financial statements.

**t) Derivatives**

The Companies use derivative financial instruments ("derivatives") to manage their exposures to fluctuations in foreign exchange and interest rates. Foreign exchange forward contracts, currency options, interest rate swaps and interest rate swaptions are utilized by the Companies to reduce foreign currency exchange and interest rate risks. The Companies do not enter into derivatives for trading or speculative purposes.

Derivative financial instruments and foreign currency transactions are classified and accounted for as follows: i) all derivatives are recognized as either assets or liabilities and measured at fair value, and gains or losses on derivative transactions are recognized in the consolidated statements of operations and ii) for derivatives used for hedging purposes, if derivatives qualify for hedge accounting because of high correlation and effectiveness between the hedging instruments and the hedged items, gains or losses on derivatives are deferred until the maturity of the hedged transactions.

The foreign currency forward contracts and currency options are utilized to hedge foreign currency exposures for import and export transactions. Trade payables and receivables denominated in foreign currencies are translated at the contracted rates if the forward contracts and currency options qualify for hedge accounting. Interest rate swaps and interest rate swaptions are utilized to hedge interest rate exposures of long-term debt. The interest rate swaps which could meet specific matching criteria are not remeasured at market value but the differential paid or received under the swap agreements is recognized and included in interest expense or income.

**u) Net income loss per share**

Effective April 1, 2002, the Company adopted a new accounting standard for earnings per share of common stock issued by the Accounting Standards Board of Japan. Under the new standard, basic net income per share is computed by dividing net income available to common share holders, which is more precisely computed than under previous practices, by the weighted-average number of common shares outstanding for the period, retroactively adjusted for stock splits.

Diluted net income per share was computed based on the weighted-average number of shares which would have been outstanding had all dilutive convertible debentures been converted at the beginning of each period, or on the subsequent date of issue, and all outstanding warrants had been exercised. Net income (loss) has been adjusted to give effect to the elimination of interest expense on convertible debentures and related income taxes.

Cash dividends per share presented in the accompanying consolidated statements of operations are dividends applicable to the respective years including dividends to be paid after the end of the year.

As a result of adopting this new standard, basic net income (loss) per share, computed in accordance with the prior method, was ¥(19.47) for the year ended March 31, 2003.

The average number of shares used in computing net income (loss) per share assuming no dilution was 363,703 thousand shares in 2004, 335,480 thousand shares in 2003 and 335,480 thousand shares in 2002. For 2002, 2003 and 2004, fully diluted net income per share is not disclosed because it is anti-dilutive or of the Company's net loss position.

#### v) New accounting pronouncements

In August 2002, the Business Accounting Council issued a Statement of Opinion, "Accounting for Impairment of Fixed Assets," and in October 2003 the Accounting Standards Board of Japan (ASB) issued ASB Guidance No. 6, "Guidance for Accounting Standard for Impairment

of Fixed Assets." These new pronouncements are effective for fiscal years beginning on or after April 1, 2005 with early adoption permitted for fiscal years ending on or after March 31, 2004.

The new accounting standard requires an entity to review its long-lived assets for impairment whenever events or changes in circumstances indicate that the carrying amount of an asset or asset group may not be recoverable. An impairment loss would be recognized if the carrying amount of an asset or asset group exceeds the sum of the undiscounted future cash flows expected to result from the continued use and eventual disposition of the asset or asset group. The impairment loss would be measured as the amount by which the carrying amount of the asset exceeds its recoverable amount, which is the higher of the discounted cash flows from the continued use and eventual disposition of the asset or the net selling price at disposition.

The Company is currently in the process of assessing the effect of adoption of these pronouncements.

## 2 ACCOUNTING CHANGE

Prior to April 1, 2003, no provision was recorded for retirement benefits to be paid to the Company's directors and corporate auditors. Effective April 1, 2003, however, the Company changed its method of accounting for such retirement benefits to an accrual basis to reflect periodic income and expenses more appropriately due to the reformation of the regulation on officers' retirement allowance. The effect of

this change was to decrease income before income taxes for the year ended March 31, 2004 by ¥774 million (\$7,332 thousand), which included a cumulative effect of ¥1,212 million (\$1,147 thousand) at March 31, 2003. This cumulative effect was included in other expenses in the 2004 consolidated statement of operations.

## 3 MERGER WITH AMADA MACHINICS

In accordance with the merger agreement approved at the General Meeting of Shareholders of the Company and Amada Machinics Co., Ltd. held on June 27, 2003, the Company merged with Amada Machinics on October 1, 2003.

The Company issued 67,686 thousand shares to the shareholders of Amada Machinics, which resulted in an increase in the capital surplus account of the Company of ¥45,416 million (\$429,714 thousand).

## 4 NOTES AND ACCOUNTS RECEIVABLE

Sales on an installment basis consisted of 16%, 15% and 13% of consolidated net sales in the years ended March 31, 2004, 2003 and 2002, respectively.

Annual maturities of notes and accounts receivable—trade at March 31, 2004, and related amortization of deferred profit on installment sales were as follows:

	Millions of yen		Thousands of U.S. dollars	
	Receivables	Deferred profit on installment sales	Receivables	Deferred profit on installment sales
Total notes receivable (Years ending March 31):				
2005 .....	¥ 26,988	¥ 4,672	\$ 255,352	\$ 44,206
2006 .....	13,372	3,924	126,529	37,136
2007 .....	10,262	3,097	97,098	29,306
2008 .....	7,586	2,459	71,780	23,274
2009 .....	5,138	1,721	48,615	16,284
2010 and thereafter .....	4,271	1,503	40,414	14,221
Subtotal .....	67,619	17,378	639,790	164,429
Less—notes from unconsolidated subsidiaries and associated companies .....	(329)		(3,115)	
Add—accounts receivable .....	54,206		512,878	
Total notes and accounts receivable .....	¥121,496	¥17,378	\$1,149,553	\$164,429



## 5 SHORT-TERM INVESTMENTS AND INVESTMENT SECURITIES

Short-term investments and investment securities as of March 31, 2004 and 2003 consisted of the following:

	Millions of yen		Thousands of U.S. dollars
	2004	2003	2004
<b>Current:</b>			
Government and corporate bonds .....	<b>¥11,107</b>	¥ 7,301	<b>\$105,094</b>
Trust fund investments and other .....	<b>3,877</b>	1,202	<b>36,686</b>
Total .....	<b>¥14,984</b>	¥ 8,503	<b>\$141,781</b>
<b>Non-current:</b>			
Marketable equity securities .....	<b>¥12,389</b>	¥ 4,325	<b>\$117,220</b>
Government and corporate bonds .....	<b>39,645</b>	23,421	<b>375,109</b>
Trust fund investments and other .....	<b>23,619</b>	10,421	<b>223,482</b>
Total .....	<b>¥75,654</b>	¥38,168	<b>\$715,813</b>

The carrying amounts and aggregate fair values of the securities classified as available-for-sale and held-to-maturity securities at March 31, 2004 and 2003 were as follows:

<b>March 31, 2004</b>	Millions of yen			
	Cost	Unrealized gains	Unrealized losses	Fair value
<b>Available-for-sale:</b>				
Equity securities .....	<b>¥ 5,308</b>	<b>¥7,093</b>	<b>¥ 12</b>	<b>¥12,389</b>
Government and corporate bonds .....	<b>57,640</b>	<b>229</b>	<b>1,122</b>	<b>56,747</b>
Trust fund investments and other .....	<b>21,824</b>	<b>559</b>	<b>495</b>	<b>21,889</b>
Total .....	<b>¥84,773</b>	<b>¥7,882</b>	<b>¥1,630</b>	<b>¥91,026</b>
Held-to-maturity .....	<b>¥ 300</b>		<b>¥ 0</b>	<b>¥ 299</b>

March 31, 2003	Millions of yen			
	Cost	Unrealized gains	Unrealized losses	Fair value
<b>Available-for-sale:</b>				
Equity securities .....	¥ 4,851	¥ 761	¥1,287	¥ 4,325
Government and corporate bonds .....	29,472	40	204	29,308
Trust fund investments and other .....	9,371	398	2,095	7,674
Total .....	<u>¥43,695</u>	<u>¥1,200</u>	<u>¥3,587</u>	<u>¥41,308</u>
Held-to-maturity .....	¥ 1,507	¥ 9	¥ 8	¥ 1,507

<b>March 31, 2004</b>	Thousands of U.S. dollars			
	Cost	Unrealized gains	Unrealized losses	Fair value
<b>Available-for-sale:</b>				
Equity securities .....	<b>\$ 50,225</b>	<b>\$67,116</b>	<b>\$ 121</b>	<b>\$117,220</b>
Government and corporate bonds .....	<b>545,375</b>	<b>2,172</b>	<b>10,620</b>	<b>536,927</b>
Trust fund investments and other .....	<b>206,494</b>	<b>5,296</b>	<b>4,684</b>	<b>207,106</b>
Total .....	<b>\$802,095</b>	<b>\$74,585</b>	<b>\$15,426</b>	<b>\$861,255</b>
Held-to-maturity .....	<b>\$ 2,838</b>		<b>\$ 0</b>	<b>\$ 2,837</b>

The bonds which are booked as cash and cash equivalents in consolidated balance sheets are included in above "available-for-sale" securities.

The carrying amounts of available-for-sale securities whose fair values are not readily determinable as of March 31, 2004 and 2003 were as follows:

	Millions of yen		Thousands of U.S. dollars
	2004	2003	2004
Available-for-sale:			
Equity securities .....	<b>¥3,581</b>	¥2,567	<b>\$33,885</b>
Government and corporate bonds .....	<b>119</b>	114	<b>1,132</b>
Total .....	<b>¥3,700</b>	¥2,682	<b>\$35,017</b>

Proceeds from sales of available-for-sale securities for the years ended March 31, 2004 and 2003 were ¥3,004 million (\$28,425 thousand) and ¥2,683 million, respectively. Gross realized gains and losses on these sales, computed on a moving average cost basis, were ¥155 million (\$1,466 thousand) and ¥324 million (\$3,068 thousand), respectively, for the year ended March 31, 2004 and ¥6 million and ¥140 million, respectively, for the year ended March 31, 2003.

The carrying values of debt securities by contractual maturities for securities classified as available-for-sale and held-to-maturity at March 31, 2004 are as follows:

	Available-for-sale		Held-to-maturity	
	Millions of yen	Thousands of U.S. dollars	Millions of yen	Thousands of U.S. dollars
Due in one year or less .....	¥20,092	\$190,103		
Due after one year through five years .....	30,643	289,937		
Due after five years through ten years .....	9,298	87,979	¥300	\$2,838
Due after ten years .....	8,817	83,424		
Total .....	<b>¥68,851</b>	<b>\$651,445</b>	<b>¥300</b>	<b>\$2,838</b>

## 6 INVENTORIES

Inventories at March 31, 2004 and 2003 consisted of the following:

	Millions of yen		Thousands of U.S. dollars
	2004	2003	2004
Merchandise .....	<b>¥19,994</b>	¥28,887	<b>\$189,177</b>
Finished products .....	<b>8,581</b>	1,338	<b>81,199</b>
Work in process .....	<b>3,775</b>	1,579	<b>35,722</b>
Raw materials and parts .....	<b>6,113</b>	2,373	<b>57,844</b>
Total .....	<b>¥38,464</b>	¥34,179	<b>\$363,941</b>

A substantial portion of the companies' sales is composed of products manufactured by associated companies. Purchases of merchandise from unconsolidated subsidiaries and associated companies amounted to ¥9,772 million (\$92,464 thousand), ¥30,225 million and ¥26,015 million for the years ended March 31, 2004, 2003 and 2002, respectively. As the result of the merger with Amada Machinics Co., Ltd., the amount for March 31, 2004 decreased compared with March 31, 2003 and 2002.

## 7 SHORT-TERM BANK LOANS AND LONG-TERM DEBT

Short-term bank loans at March 31, 2004 and 2003 consisted of the following:

	Millions of yen		Thousands of U.S. dollars
	2004	2003	2004
Interest ranging from 0.74% to 7.12% at March 31, 2004 and from 1.37% to 7.375% at March 31, 2003.....	<b>¥5,391</b>	¥11,372	<b>\$51,016</b>

Long-term debt at March 31, 2004 and 2003 consisted of the following:

	Millions of yen		Thousands of U.S. dollars
	2004	2003	2004
Unsecured 1.5% bonds with stock purchase warrants, due 2005.....		¥ 930	
Unsecured U.S. dollar loans, 5.43% to 6.28% (2.03% to 6.27% in 2003), due serially 2006.....	<b>¥3,750</b>	7,197	<b>\$35,483</b>
Loan from banks, 2.58% to 6.0% (2.59% to 6.0% in 2003), due serially to 2010			
Collateralized.....	<b>149</b>	201	<b>1,418</b>
Unsecured.....		990	
Total.....	<b>3,900</b>	9,319	<b>36,092</b>
Less—current portion.....	<b>(2,153)</b>	(1,422)	<b>(20,373)</b>
Long-term debt, less current portion.....	<b>¥1,746</b>	¥7,897	<b>\$16,528</b>

The annual maturities of long-term debt at March 31, 2004 were as follows:

Years ending March 31	Millions of yen	Thousands of U.S. dollars
2005.....	¥2,153	\$20,373
2006.....	1,608	15,217
2007.....	10	98
2008.....		
2009.....		
2010 and thereafter.....	128	1,212
Total.....	<b>¥3,900</b>	<b>\$36,902</b>

The carrying amounts of assets pledged as collateral for short-term bank loans of ¥57 million (\$540 thousand) and long-term debt of ¥139 million (\$1,321 thousand) at March 31, 2004 were as follows:

	Millions of yen	Thousands of U.S. dollars
	2004	2004
Accounts receivable.....	<b>¥163</b>	<b>\$1,549</b>
Short-term investments.....	<b>226</b>	<b>2,145</b>
Machinery and equipment—net.....	<b>29</b>	<b>276</b>

The unsecured 1.5% bonds with detachable stock purchase warrants were issued on July 12, 2000, and their proceeds are allocated between a bond portion resulting in a bond discount and a warrant portion. The bonds mature on July 12, 2004. The warrants are exercisable from December 1, 2000 to July 9, 2004. The warrants outstanding at March 31, 2004 were exercisable to purchase up to 1,000 thousand shares of common stock of the Company at an exercise price of ¥930 per share. The amounts allocated to warrants are stated as other current liabilities.

The exercise price of the warrants are subject to adjustments to reflect stock splits and certain other events.

As a result of the merger with Amada Machinics Co., Ltd., the Company acquired bonds issued by the Company and assumed bonds with warrants issued by Amada Machinics Co., Ltd. These bonds were offset by each other on the consolidated balance sheets as of March 31, 2004.

## 8 DEPOSIT RECEIVED

Deposit received is collateralized by buildings, structures and land for rent having a book value of ¥3,008 million (\$28,464 thousand) of ¥3,986 million (\$37,715 thousand) at March 31, 2004.

## 9 RETIREMENT AND PENSION PLANS

The Company and domestic consolidated subsidiaries have retirement and pension plans for employees.

Under the contributory pension plan, employees terminating their employment are in most circumstances entitled to pension distributions based on the average rate of pay at the time of termination, period of service and certain other factors. Such retirement benefits are made in the form of a lump-sum severance payment from the Company or from certain consolidated subsidiaries and the annuity payments from a trustee. Employees are entitled to greater payments if the termination is involuntary, by retirement at the mandatory retirement age, by death, or by voluntary retirement at certain specific ages prior to the mandatory retirement age.

The contributory funded defined benefit pension plan, which is established under the Japanese Welfare Pension Insurance Law, covers a substitutional portion of the governmental pension program managed by the Company on behalf of the government and a corporate portion established at the discretion of the Company. In accordance with the enactment of the Defined Benefit Pension Plan Law in April 2002, the Company applied for an exemption from the obligation to pay

benefits for future employee services related to the substitutional portion which would result in the transfer of the pension obligations and related assets to the government by another subsequent application. The Company obtained an approval of exemption from future obligation by the Ministry of Health, Labour and Welfare on January 1, 2003.

As a result of this exemption, the Company and certain subsidiaries recognized a gain on exemption from future pension obligation of the governmental program in the amount of ¥2,880 million in accordance with a transitional measurement of the accounting standard for employees' retirement benefits for the year ended March 31, 2003.

The substitutional portion of the plan assets which would be transferred to the government in the subsequent year was measured to be approximately ¥10,380 million at March 31, 2003.

Effective January 23, 2004, the Company and domestic consolidated subsidiaries determined to revise their contributory funded defined benefit pension plans to a cash balance pension plan.

Retirement allowances for directors and corporate auditors are paid subject to approval of the shareholders in accordance with the Japanese Commercial Code.

The liability for employees' retirement benefits at March 31, 2004 and 2003 consisted of the following:

	Millions of yen		Thousands of U.S. dollars
	2004	2003	2004
Projected benefit obligation .....	<b>¥32,516</b>	¥28,145	<b>\$307,661</b>
Fair value of plan assets .....	<b>(16,649)</b>	(7,099)	<b>(157,531)</b>
Unrecognized prior service cost .....	<b>9,805</b>	(40)	<b>92,775</b>
Unrecognized actuarial gain .....	<b>(9,203)</b>	(10,940)	<b>(87,076)</b>
Net liability .....	<b>¥16,469</b>	¥10,065	<b>\$155,829</b>

The effect of the determination to revise the pension plan described above was to decrease unrecognized prior service cost at January 23, 2004 by ¥10,648 million (\$100,753 thousand).

The components of net periodic benefit costs for the years ended March 31, 2004 and 2003 were as follows:

	Millions of yen		Thousands of U.S. dollars
	2004	2003	2004
Service cost .....	<b>¥1,141</b>	¥1,339	<b>\$10,799</b>
Interest cost .....	<b>863</b>	981	<b>8,168</b>
Expected return on plan assets .....		(439)	
Amortization of prior service cost .....	<b>(203)</b>	(117)	<b>(1,922)</b>
Recognized actuarial loss .....	<b>1,574</b>	1,455	<b>14,901</b>
Net periodic benefit costs .....	<b>¥3,376</b>	¥3,219	<b>\$31,947</b>

Assumptions used for the years ended March 31, 2004 and 2003 are set forth as follows:

	2004	2003
Discount rate .....	<b>2.5%</b>	2.5%
Expected rate of return on plan assets .....		2.5%
Amortization period of prior service cost .....	<b>10 years</b>	10 years
Recognition period of actuarial gain/loss .....	<b>10 years</b>	10 years

## 10 INCOME TAXES

The Company and its domestic subsidiaries are subject to Japanese national and local income taxes which, in the aggregate, resulted in a

normal effective statutory tax rate of approximately 42% for the years ended March 31, 2004, 2003 and 2002.

The tax effects of significant temporary differences and loss carryforwards which resulted in deferred tax assets and liabilities at March 31, 2004 and 2003 were as follows:

	Millions of yen		Thousands of U.S. dollars
	2004	2003	2004
Deferred tax assets:			
Allowance for doubtful accounts.....	¥ 1,143	¥ 1,207	\$ 10,823
Tax loss carryforwards .....	5,284	4,400	50,001
Inventories—intercompany profits and write-downs .....	1,009	1,597	9,555
Enterprise taxes payable .....	103		978
Provisions for bonus payment.....	508	219	4,814
Deferred profit on installment sales.....	150	125	1,428
Investment securities.....	1,291	1,440	12,224
Research and development costs.....	3,443	3,505	32,582
Pension and severance costs—prior service cost .....	6,573	3,652	62,196
Retirement allowance for directors and corporate auditors.....	327		3,103
Property, plant and equipment—intercompany profits and depreciation expenses .....	1,519	1,386	14,381
Land revaluation difference .....	4,334	3,540	41,007
Unrealized loss on available-for-sale securities .....		968	
Other.....	1,517	1,204	14,358
Less valuation allowance.....	(6,837)	(4,086)	(64,693)
Total.....	20,372	19,162	192,761
Deferred tax liability:			
Property, plant and equipment—special reserve .....	(1,548)	(923)	(14,653)
Land revaluation difference .....	(775)		(7,338)
Unrealized gain on available-for-sale securities.....	(2,549)		(24,122)
Allowance for doubtful accounts.....		(95)	
Other.....	(456)	(108)	(4,318)
Total.....	(5,330)	(1,127)	(50,432)
Net deferred tax assets .....	¥15,042	¥18,034	\$142,328
Deferred tax liability:			
Special depreciation reserve .....		¥ 351	
Other.....	¥ 30	28	\$ 290
Total.....	30	379	290
Deferred tax assets:			
Allowance for doubtful accounts.....		(218)	
Other.....	(1)	(79)	(6)
Total.....	(1)	(298)	(6)
Net deferred tax liability.....	¥ 29	¥ 81	\$ 283



A reconciliation between the normal effective statutory tax rates for the years ended March 31, 2004, 2003 and 2002 and the actual

effective tax rates reflected in the accompanying consolidated statements of operations is as follows:

	2004	2003	2002
Normal effective statutory tax rate.....	<b>42.0%</b>	(42.0)%	42.0%
Increase (decrease) in tax rate resulting from:			
Expenses not deductible for income tax purposes .....	<b>7.4</b>	9.9	132.9
Non-taxable dividend income .....	<b>(3.1)</b>	(7.6)	(18.7)
Inhabitants' tax—per capita.....	<b>1.5</b>	0.8	7.7
Foreign tax credit .....		1.1	(51.1)
Tax benefits not recognized on operating losses of subsidiaries .....	<b>19.9</b>	0.3	64.1
Equity in earnings of unconsolidated subsidiaries and affiliates .....	<b>(1.4)</b>	(0.2)	(93.7)
Change in valuation allowance .....	<b>26.2</b>	11.3	39.7
Elimination of intercompany dividend income .....	<b>4.4</b>	4.3	87.6
Lower income tax rates applicable to income in certain foreign countries .....	<b>(4.7)</b>	4.2	(44.6)
Elimination of deferred tax assets due to nonqualified merger .....		6.4	
Effect of tax rate reduction.....	<b>(1.4)</b>	6.3	
Other—net.....	<b>0.6</b>	(0.8)	(0.3)
Actual effective tax rate .....	<b><u>91.4%</u></b>	<b><u>(6.0)%</u></b>	<b><u>165.6%</u></b>

On March 31, 2003, a tax reform law concerning enterprise tax was enacted in Japan which changed the normal effective statutory tax rate from 42.0% to 40.4%, effective for years beginning on or after April 1, 2004. The effect of this change was to decrease deferred tax assets—non-current by ¥507 million, increase income taxes—deferred by ¥470 million, and increase net unrealized loss on available-for-sale securities by ¥36 million in the consolidated financial statements for the year ended March 31, 2003. The effect of this change on deferred taxes in the consolidated statements of

operations for the year ended March 31, 2003 was to increase net loss by ¥470 million.

At March 31, 2004, the Company and certain subsidiaries had tax loss carryforwards aggregating approximately ¥13,080 million (\$123,766 thousand), which are available to be offset against taxable income of such subsidiaries in future years. These tax loss carryforwards, if not utilized, will expire for the years ending March 31, 2009 and thereafter.

## 11 SHAREHOLDERS' EQUITY

Japanese companies are subject to the Japanese Commercial Code (the "Code") to which certain amendments became effective from October 1, 2001.

The Code was revised whereby common stock par value was eliminated, resulting in all shares being recorded with no par value, and at least 50% of the issue price of new shares is required to be recorded as common stock and the remaining net proceeds as additional paid-in capital, which is included in capital surplus. The Code permits Japanese companies, upon approval of the Board of Directors, to issue shares to existing shareholders without consideration as a stock split. Such issuance of shares generally does not give rise to changes within the shareholders' accounts.

The revised Code also provides that an amount at least equal to 10% of the aggregate amount of cash dividends and certain other appropriations of retained earnings associated with cash outlays applicable to each period shall be appropriated as a legal reserve (a component of retained earnings) until such reserve and additional paid-in capital equals 25% of common stock. The amount of total additional paid-in capital and the legal reserve that exceeds 25% of the common stock may be available for dividends by resolution of the

shareholders. In addition, the Code permits the transfer of a portion of additional paid-in capital and the legal reserve to common stock by resolution of the Board of Directors.

The revised Code eliminated restrictions on the repurchase and use of treasury stock, allowing Japanese companies to repurchase treasury stock by resolution of the shareholders at the general shareholders' meeting and dispose of such treasury stock by resolution of the Board of Directors beginning April 1, 2002. The repurchased amount of treasury stock cannot exceed the amount available for future dividends plus the amounts of common stock, additional paid-in capital or the legal reserve to be reduced in the case where such reduction was resolved at the general shareholders' meeting.

The Special Taxation Measures Law in Japan permits companies to take tax deductions for certain reserves if provided through the appropriation of retained earnings. Under Japanese tax laws, these reserves must be reversed to income in future years. The deferred gains included in retained earnings provided under the Special Taxation Measures Law at March 31, 2004 and 2003 were ¥2,371 million (\$22,434 thousand) and ¥1,392 million, respectively.

Under the Code, the amount available for dividends is based on retained earnings recorded on the books of the Company. At March 31, 2004, the amount available for dividends was ¥109,957 million (\$1,040,375 thousand).

Dividends are approved by the shareholders at a meeting held subsequent the end of the fiscal year to which the dividends are applicable. However, a semiannual interim dividend may be paid upon resolution of the Board of Directors subject to limitations imposed by the Code.

## 12 OTHER INCOME (EXPENSES)—OTHER, NET

Other income (expenses)—other, net, for the years ended March 31, 2004, 2003 and 2002 consisted of the following:

	Millions of yen			Thousands of U.S. dollars
	2004	2003	2002	2004
Rental income .....	¥ 39	¥ 36	¥ 677	\$ 374
Gain on sales of securities .....	8	5	0	76
Loss on sales of securities .....	(70)	(96)	(168)	(663)
Gain on sales of investment securities .....	146	1	952	1,389
Loss on sales of investment securities .....	(254)	(44)	(829)	(2,405)
Loss on impairment of investment securities .....	(38)	(3,634)	(3,826)	(362)
Income from collection on previously written-off security .....			4,571	
Gain on exemption from future pension obligation of the governmental program .....		2,880		
Employees' retirement special benefits .....		(2,505)		
Other .....	1,067	88	(306)	10,096
Total .....	¥ 899	¥(3,269)	¥1,072	\$ 8,506

## 13 RESEARCH AND DEVELOPMENT COSTS

Research and development costs charged to income were ¥7,161 million (\$67,758 thousand), ¥6,345 million and ¥6,063 million for the years ended March 31, 2004, 2003 and 2002, respectively.

## 14 LEASES

### a) Lessee

The Companies lease certain equipment and other assets.

Total lease payments were ¥347 million (\$3,291 thousand), ¥289 million and ¥467 million for the years ended March 31, 2004, 2003 and 2002, respectively.

Pro forma information of leased property such as acquisition cost, accumulated depreciation and depreciation expense of finance leases that do not transfer ownership of the leased property to the lessee on an "as-if-capitalized" basis for the years ended March 31, 2004 and 2003 is as follows:

	Millions of yen			Thousands of U.S. dollars		
	2004			2004		
	Machinery and equipment	Other assets	Total	Machinery and equipment	Other assets	Total
Acquisition cost .....	¥1,922	¥97	¥2,020	\$18,189	\$927	\$19,116
Accumulated depreciation .....	1,187	73	1,260	11,237	691	11,928
Net leased property .....	¥ 734	¥24	¥ 759	\$ 6,952	\$235	\$ 7,187

	Millions of yen		
	2003		
	Machinery and equipment	Other assets	Total
Acquisition cost .....	¥1,328	¥115	¥1,444
Accumulated depreciation .....	644	65	710
Net leased property .....	¥ 683	¥ 50	¥ 734

Pro forma information of leased property such as obligations under finance leases that do not transfer ownership of the leased property to the lessee on an "as-if-capitalized" basis for the years ended March 31, 2004 and 2003 is as follows:

	Millions of yen		Thousands of U.S. dollars
	2004	2003	2004
Obligations under finance leases:			
Due within one year .....	<b>¥371</b>	¥278	<b>\$3,518</b>
Due after one year .....	<b>387</b>	455	<b>3,669</b>
Total .....	<b><u>¥759</u></b>	<u>¥734</u>	<b><u>\$7,187</u></b>

The amount of obligations under finance leases includes the imputed interest expense portion. Depreciation expense, which was not reflected in the consolidated statements of operations, computed by the

straight-line method was ¥347 million (\$3,291 thousand) for the year ended March 31, 2004.

The minimum rental commitments under non-cancelable operating leases at March 31, 2004 were as follows:

	Millions of yen		Thousands of U.S. dollars
	2004	2003	2004
Operating leases:			
Due within one year .....	<b>¥365</b>	¥254	<b>\$3,453</b>
Due after one year .....	<b>548</b>	483	<b>5,187</b>
Total .....	<b><u>¥913</u></b>	<u>¥738</u>	<b><u>\$8,641</u></b>

#### b) Lessor

The Companies also have a number of lease agreements as lessor, primarily for certain machinery, equipment and other assets.

Total lease income was ¥5,193 million (\$49,139 thousand), ¥5,960 million and ¥6,025 million for the years ended March 31, 2004, 2003 and 2002, respectively.

Pro forma information of leased property such as acquisition cost, accumulated depreciation and depreciation expense of finance leases that do not transfer ownership of the leased property to the lessee on an "as-if-capitalized" basis for the years ended March 31, 2004 and 2003 is as follows:

	Millions of yen			Thousands of U.S. dollars		
	2004			2004		
	Machinery and equipment	Other assets	Total	Machinery and equipment	Other assets	Total
Acquisition cost.....	<b>¥17,998</b>	<b>¥370</b>	<b>¥18,369</b>	<b>\$170,297</b>	<b>\$3,504</b>	<b>\$173,801</b>
Accumulated depreciation .....	<b>9,420</b>	<b>201</b>	<b>9,621</b>	<b>89,131</b>	<b>1,903</b>	<b>91,034</b>
Net leased property .....	<b><u>¥ 8,578</u></b>	<b><u>¥169</u></b>	<b><u>¥ 8,747</u></b>	<b><u>\$ 81,166</u></b>	<b><u>\$1,600</u></b>	<b><u>\$ 82,767</u></b>

	Millions of yen		
	2003		
	Machinery and equipment	Other assets	Total
Acquisition cost .....	¥19,720	¥352	¥20,073
Accumulated depreciation.....	10,087	160	10,247
Net leased property .....	<u>¥ 9,633</u>	<u>¥191</u>	<u>¥ 9,825</u>

Pro forma information of leased property such as obligations under finance leases that do not transfer ownership of the leased property to the lessee on an "as-if-capitalized" basis for the years ended March 31, 2004 and 2003 is as follows:

	Millions of yen		Thousands of U.S. dollars
	2004	2003	2004
Receivables under finance leases:			
Due within one year .....	<b>¥ 3,637</b>	¥ 3,980	<b>\$ 34,415</b>
Due after one year .....	<b>9,938</b>	11,292	<b>94,037</b>
Total.....	<b><u>¥13,576</u></b>	<u>¥15,272</u>	<b><u>\$128,453</u></b>

Depreciation expense was ¥2,805 million (\$26,540 thousand) and (\$10,636 thousand) and ¥1,326 million for the years ended March 31, 2004 and 2003, respectively.

Interest income, which was not reflected in the consolidated statements of operations, computed by the interest method was ¥1,124 million

The minimum rental commitments under non-cancelable operating leases at March 31, 2004 and 2003 were as follows:

	Millions of yen		Thousands of U.S. dollars
	2004	2003	2004
Operating leases:			
Due within one year .....	<b>¥ 843</b>	¥ 847	<b>\$ 7,976</b>
Due after one year .....	<b>9,078</b>	9,746	<b>85,899</b>
Total.....	<b><u>¥9,921</u></b>	<u>¥10,593</u>	<b><u>\$93,876</u></b>

## 15 CONTINGENT LIABILITIES

At March 31, 2004 and 2003, the Companies had the following contingent liabilities:

	Millions of yen		Thousands of U.S. dollars
	2004	2003	2004
Customers' (81 companies in 2004 and 91 companies in 2003) bank loans .....	<b>¥ 683</b>	¥536	<b>\$ 6,469</b>
Payment for subcontract companies from factoring companies.....	<b>1,463</b>		<b>13,846</b>

## 16 DERIVATIVES

The Companies enter into derivatives including foreign exchange forward contracts and currency options, to hedge foreign exchange risk associated with notes and accounts receivable denominated in foreign currencies. The Companies also enter into interest rate swap contracts and interest rate swaption contracts to manage their interest rate exposures on certain liabilities. It is the Companies' policy to use derivatives only for the purpose of reducing market risks associated with assets and liabilities. The Companies do not hold or issue derivatives for trading purposes.

Derivatives are subject to market risk and credit risk. All derivative transactions, however, are entered into to hedge foreign currency and interest exposures incorporated within the Companies' business; therefore, market risk in these derivatives is basically offset by opposite movements in the value of hedged assets or liabilities. Because the counterparties to these derivatives are limited to major domestic banks, the Companies do not anticipate any losses arising from credit risk.

The execution and understanding of derivatives are carried out by the Company's Finance Department. The Finance Department also reports monthly the contractual amounts and other information related to derivatives to the Accounting Department, where monitoring of derivatives is performed. The Finance Department's review procedures are focused on whether the derivatives are being effective as a means of hedging, whether they are used within the balances of assets and liabilities and whether the Companies are exposed to a large amount of risk.

All forward exchange contracted amounts and currency options are assigned to associated assets or liabilities and are reflected on the consolidated balance sheets at year-end, and all interest rate swaps meet specific matching criteria, so the market value information is not disclosed.

## 17 SEGMENT INFORMATION

The Company operates in the following industries.

Industry A consists of machine tools.

Industry B consists of real estate rental income.

The Company disclosed information about industry segments for the year ended March 31, 2004 due to the materiality of the industry of real estate rental income as a result of the merger with Amada Machinics Co., Ltd.

### a) Industry Segments

#### I. Sales and Operating Income (Loss)

	Millions of yen				
	2004				
	Industry A	Industry B	Others	Eliminations/ corporate	Consolidated
Sales to customers .....	¥162,546	¥1,448	¥620		¥164,614
Intersegment sales .....		274	0	¥(275)	
Total sales .....	162,546	1,723	621	(275)	164,614
Operating expenses .....	160,726	1,087	631	(275)	162,169
Operating income (loss) .....	¥ 1,820	¥ 635	¥ (10)		¥ 2,445

#### II. Total Assets, Depreciation and Capital Expenditures

	Millions of yen				
	2004				
	Industry A	Industry B	Others	Eliminations/ corporate	Consolidated
Total assets .....	¥299,991	¥16,407	¥939	¥139,944	¥457,283
Depreciation .....	8,721	276	71		9,069
Capital expenditures .....	5,076	47	15		5,139

#### I. Sales and Operating Income

	Thousands of U.S. Dollars				
	2004				
	Industry A	Industry B	Others	Eliminations/ corporate	Consolidated
Sales to customers .....	\$1,537,957	\$13,700	\$5,866		\$1,557,524
Intersegment sales .....		2,601	9	\$(2,611)	
Total sales .....	1,537,957	16,302	5,875	(2,611)	1,557,524
Operating expenses .....	1,520,731	10,287	5,977	(2,611)	1,534,384
Operating income (loss) .....	\$ 17,226	\$ 6,015	\$ (101)		\$ 23,139



## II. Total Assets, Depreciation and Capital Expenditures

	Thousands of U.S. Dollars				
	2004				
	Industry A	Industry B	Others	Eliminations/ corporate	Consolidated
Total assets .....	<b>\$2,838,410</b>	<b>\$155,241</b>	<b>\$8,889</b>	<b>\$1,324,103</b>	<b>\$4,326,644</b>
Depreciation .....	<b>82,521</b>	<b>2,611</b>	<b>680</b>		<b>85,813</b>
Capital expenditures .....	<b>48,035</b>	<b>446</b>	<b>145</b>		<b>48,627</b>

Corporate assets principally consist of cash and cash equivalents, short-term investments and investment securities of the Company.

Corporate assets were ¥139,944 million (\$1,324,103 thousand) for the year ended March 31, 2004.

Information about geographic segments and sales to foreign customers of the Company and subsidiaries for the years ended March 31, 2004 and 2003 is as follows:

### b) Geographical Segments

The geographical segments of the Companies for the years ended March 31, 2004 and 2003 were summarized as follows:

	Millions of yen						
	2004						
	Japan	North America	Europe	Asia	Others	Eliminations/ corporate	Consolidated
I. Sales:							
Outside customers .....	<b>¥103,756</b>	<b>¥20,818</b>	<b>¥26,474</b>	<b>¥13,028</b>	<b>¥536</b>		<b>¥164,614</b>
Interarea .....	<b>16,777</b>	<b>637</b>	<b>2,075</b>	<b>631</b>	<b>6</b>	<b>¥(20,128)</b>	
	<b>120,533</b>	<b>21,455</b>	<b>28,550</b>	<b>13,660</b>	<b>543</b>	<b>(20,128)</b>	<b>164,614</b>
Operating expenses .....	<b>118,902</b>	<b>23,137</b>	<b>27,595</b>	<b>12,704</b>	<b>577</b>	<b>(20,749)</b>	<b>162,169</b>
Operating (loss) income .....	<b>¥ 1,630</b>	<b>¥ (1,682)</b>	<b>¥ 954</b>	<b>¥ 956</b>	<b>¥ (33)</b>	<b>¥ 620</b>	<b>¥ 2,445</b>
II. Assets .....	<b>¥275,794</b>	<b>¥31,785</b>	<b>¥36,891</b>	<b>¥15,442</b>	<b>¥503</b>	<b>¥ 96,865</b>	<b>¥457,283</b>

The effect of the change in the accounting for retirement allowances for directors and corporate auditors in Note 2 was to decrease operating income of Japan for the year ended March 31, 2004 by ¥44 million from such segment in the prior year.

	Thousands of U.S. dollars						
	2004						
	Japan	North America	Europe	Asia	Others	Eliminations/ corporate	Consolidated
I. Sales:							
Outside customers .....	<b>\$ 981,702</b>	<b>\$196,973</b>	<b>\$250,496</b>	<b>\$123,272</b>	<b>\$5,079</b>		<b>\$1,557,524</b>
Interarea .....	<b>158,738</b>	<b>6,029</b>	<b>19,635</b>	<b>5,979</b>	<b>66</b>	<b>\$(190,449)</b>	
	<b>1,140,441</b>	<b>203,003</b>	<b>270,131</b>	<b>129,252</b>	<b>5,145</b>	<b>(190,449)</b>	<b>1,557,524</b>
Operating expenses .....	<b>1,125,013</b>	<b>218,920</b>	<b>261,100</b>	<b>120,206</b>	<b>5,465</b>	<b>(196,321)</b>	<b>1,534,384</b>
Operating (loss) income .....	<b>\$ 15,427</b>	<b>\$ (15,917)</b>	<b>\$ 9,030</b>	<b>\$ 9,046</b>	<b>\$ (320)</b>	<b>\$ 5,872</b>	<b>\$ 23,139</b>
II. Assets .....	<b>\$2,609,464</b>	<b>\$300,745</b>	<b>\$349,055</b>	<b>\$146,113</b>	<b>\$4,763</b>	<b>\$ 916,502</b>	<b>\$4,326,644</b>

	Millions of yen						
	2003						
	Japan	North America	Europe	Asia	Others	Eliminations/ corporate	Consolidated
<b>I. Sales:</b>							
Outside customers .....	¥ 84,371	¥25,341	¥25,315	¥10,146	¥251		¥145,425
Interarea .....	11,546	480	1,480	268	0	¥(13,777)	
	95,917	25,822	26,795	10,415	251	(13,777)	145,425
Operating expenses .....	102,445	29,956	26,598	9,829	335	(18,706)	150,458
Operating (loss) income .....	¥ (6,528)	¥ (4,134)	¥ 197	¥ 585	¥ (83)	¥ 4,929	¥ (5,033)
<b>II. Assets</b> .....	¥248,130	¥43,879	¥33,907	¥11,885	¥305	¥ 53,939	¥392,047

Corporate assets principally consist of cash and cash equivalents, short-term investments and investment securities of the Company.

Corporate assets were ¥139,944 million (\$1,324,103 thousand) and ¥88,012 million for the years ended March 31, 2004 and 2003, respectively.

### c) Sales to foreign customers

Sales to foreign customers for the years ended March 31, 2004 and 2003 were as follows:

	Millions of yen				
	2004				
	North America	Europe	Asia	Others	Total
Sales to foreign customers .....	<b>¥20,753</b>	<b>¥26,833</b>	<b>¥17,870</b>	<b>¥1,069</b>	<b>¥66,526</b>

	Thousands of U.S. dollars				
	2004				
	North America	Europe	Asia	Others	Total
Sales to foreign customers .....	<b>\$196,361</b>	<b>\$253,884</b>	<b>\$169,082</b>	<b>\$10,117</b>	<b>\$629,446</b>

	Millions of yen				
	2003				
	North America	Europe	Asia	Others	Total
Sales to foreign customers .....	¥25,045	¥25,425	¥12,850	¥700	¥64,021

## 18 SUBSEQUENT EVENTS

### a) Stock option plan

At the general shareholders' meeting held on June 29, 2004, the Company's shareholders approved the following stock option plan for the directors, executive advisers and key employees of the Company and its unconsolidated subsidiaries and associated companies.

The plan provides for granting options to them to purchase up to 1,400 thousand shares of the Company's common stock. The issued stock options are exercisable from July 1, 2006 to June 30, 2011.

### b) Appropriations of retained earnings

The following appropriations of retained earnings at March 31, 2004 were approved by the shareholders at the Company's general shareholders' meeting held on June 29, 2004.

	Millions of yen	Thousands of U.S. dollars
Year-end cash dividends, ¥5.00 (\$0.04) per share .....	¥1,959	\$18,537
Bonuses to directors and corporate auditors .....	45	425

# Independent Auditors' Report

# Deloitte.

Deloitte Touche Tohmatsu  
M5 Shibaura Building  
4-13-23, Shibaura  
Minato-ku, Tokyo 108-8530  
Japan  
Tel: +81(3)3457 7321  
Fax: +81(3)3457 1694  
www.deloitte.com/jp

## INDEPENDENT AUDITORS' REPORT

To the Board of Directors of  
Amada Co., Ltd.:

We have audited the accompanying consolidated balance sheets of Amada Co., Ltd. and consolidated subsidiaries as of March 31, 2004 and 2003, and the related consolidated statements of operations, shareholders' equity, and cash flows for each of the three years in the period ended March 31, 2004, all expressed in Japanese yen. These consolidated financial statements are the responsibility of the Company's management. Our responsibility is to express an opinion on these consolidated financial statements based on our audits.

We conducted our audits in accordance with auditing standards generally accepted in Japan. Those standards require that we plan and perform the audit to obtain reasonable assurance about whether the financial statements are free of material misstatement. An audit includes examining, on a test basis, evidence supporting the amounts and disclosures in the financial statements. An audit also includes assessing the accounting principles used and significant estimates made by management, as well as evaluating the overall financial statement presentation. We believe that our audits provide a reasonable basis for our opinion.

In our opinion, the consolidated financial statements referred to above present fairly, in all material respects, the consolidated financial position of Amada Co., Ltd. and consolidated subsidiaries as of March 31, 2004 and 2003, and the consolidated results of their operations and their cash flows for each of the three years in the period ended March 31, 2004, in conformity with accounting principles generally accepted in Japan.

As discussed in Note 2 to the consolidated financial statements, the Company changed its method of accounting for retirement benefits to directors and corporate auditors as of April 1, 2003.

Our audits also comprehended the translation of Japanese yen amounts into U.S. dollar amounts and, in our opinion, such translation has been made in conformity with the basis stated in Note 1. Such U.S. dollar amounts are presented solely for the convenience of readers outside Japan.

*Deloitte Touche Tohmatsu*

June 29, 2004

# The Amada Group

(As of October 1, 2004)

## AMADA CO., LTD.

### Head Office

200, Ishida, Isehara,  
Kanagawa 259-1196, Japan  
Phone: (0463) 96-1111  
Facsimile: (0463) 94-9781  
URL: <http://www.amada.co.jp/>

### Fujinomiya Plant

7020, Kitayama, Fujinomiya,  
Shizuoka 418-0012, Japan  
Phone: (0544) 54-2111  
Facsimile: (0544) 54-1900

### Ono Plant

56, Hatacho, Ono,  
Hyogo 675-1377, Japan  
Phone: (0794) 62-5931  
Facsimile: (0794) 62-4351

### Isehara Plant

806, Takamori, Isehara,  
Kanagawa 259-1196, Japan  
Phone: (0463) 91-8066  
Facsimile: (0463) 96-3278

## PRINCIPAL DOMESTIC GROUP COMPANIES

### Amada Cutting Co., Ltd.\*

200, Ishida, Isehara,  
Kanagawa 259-1196, Japan  
Phone: (0463) 96-3351  
Facsimile: (0463) 96-0109

*Major Activities:* Manufacture, sales and after-sales service of Amada bandsaw machines and sales of blades

### Nicotec Co., Ltd.\*

15-12, Tamagawa Denenchofu 1-chome,  
Setagaya-ku, Tokyo 158-0085, Japan  
Phone: (03) 3722-5995  
Facsimile: (03) 3721-6092

*Major Activities:* Sales of Amada products for the sales agent market and the manufacture and sales of metalworking machines and machine tools

### Amada Press Technology Co., Ltd.\*

200, Ishida, Isehara,  
Kanagawa 259-1196, Japan  
Phone: (0463) 96-3222  
Facsimile: (0463) 93-7515

*Major Activities:* Sales and after-sales service of Amada presses and press tools

### Tecno Wasino Co., Ltd.\*

2-158, Nakashima, Shimoobari,  
Komaki, Aichi 485-0051, Japan  
Phone: (0568) 71-8821  
Facsimile: (0568) 71-8850

*Major Activities:* Manufacture and sales of machine tools, mainly CNC lathes and CNC grinders

### Amada Lease Co., Ltd.\*

200, Ishida, Isehara,  
Kanagawa 259-1196, Japan  
Phone: (0463) 96-3663  
Facsimile: (0463) 96-2382

*Major Activities:* Lease of metalworking machines and machine tools and related products

### Amada Butsuryu Co., Ltd.\*

200, Ishida, Isehara,  
Kanagawa 259-1196, Japan  
Phone: (0463) 96-3334  
Facsimile: (0463) 93-1300

*Major Activities:* Distribution service and agency for exporting and importing Amada products

### Amada Soft Service Co., Ltd.\*

200, Ishida, Isehara,  
Kanagawa 259-1196, Japan  
Phone: (0463) 96-3476  
Facsimile: (0463) 96-3477

*Major Activities:* Manufacture and sales of software for machine tools and sheet-metalworking machines

### Amada Ailink Service Co., Ltd.\*

15-14, Noge 2-chome,  
Setagaya-ku, Tokyo 158-0092, Japan  
Phone: (03) 5758-5622  
Facsimile: (03) 5706-6636

*Major Activities:* Information service and sales intermediation for metalworking machines and electric equipment through the Internet

### Amada Franchise Center Co., Ltd.\*

200, Ishida, Isehara,  
Kanagawa 259-1196, Japan  
Phone: (0463) 96-3535  
Facsimile: (0463) 93-3533

*Major Activities:* Sales of metalworking machines and electronic equipment; management consulting for franchise-operating corporations and outlets; and agency for sales handling charge accounting and processing of accounting documents

## PRINCIPAL OVERSEAS GROUP COMPANIES

### NORTH AMERICA

#### **Amada America, Inc.\***

7025 Firestone Blvd.,  
Buena Park, CA 90621, U.S.A.  
Phone: (714) 739-2111  
Facsimile: (714) 739-4099

*Major Activities:* Sales and after-sales service of Amada products for the North American market

#### **Amada Mfg America, Inc.\***

14646 E. Northam St.,  
La Mirada, CA 90638, U.S.A.  
Phone: (714) 690-5600  
Facsimile: (714) 994-6143

*Major Activities:* Manufacture and sales of metal-working machines, mainly CNC turret punch presses

#### **Amada Cutting Technologies, Inc.\***

14849 E. Northam St.,  
La Mirada, CA 90638, U.S.A.  
Phone: (714) 670-1704  
Facsimile: (714) 670-2017

*Major Activities:* Sales and after-sales service of Amada bandsaw machines and blades for the North American market

#### **Amada Laser America Inc.\***

11100 Alcovy Road,  
Covington, GA 30014, U.S.A.  
Phone: (770) 385-5114  
Facsimile: (770) 788-9051

*Major Activities:* Sales and after-sales service of Amada laser cutting machines for the North American market

#### **Wasino Corp. USA\***

4070 Winnetka Avenue, Rolling Meadows,  
IL 60008, U.S.A.  
Phone: (847) 797-8700  
Facsimile: (847) 797-5644

*Major Activities:* Sales and after-sales service of machines and tools, mainly CNC lathes and CNC grinders for the North American market

#### **Amada Canada Ltd.\***

885, Avenue Georges Cros, Granby,  
Quebec J2J 1E8, Canada  
Phone: (450) 378-0111  
Facsimile: (450) 378-4903

*Major Activities:* Sales and after-sales service of Amada products for the Canadian market

### EUROPE

#### **Amada United Kingdom Limited\***

Spennells Valley Road, Kidderminster,  
Worcestershire DY10 1XS, U.K.  
Phone: (01562) 749-500  
Facsimile: (01562) 749-510

*Major Activities:* Sales and after-sales service of Amada products for the U.K. market

#### **Amada GmbH\***

Westfalenstr. 6, D-42781 Haan,  
North Rhine-Westphalia, Germany  
Phone: (02129) 57901  
Facsimile: (02129) 59183

*Major Activities:* Sales and after-sales service of Amada products for the European market

#### **Amada Europe S.A.\***

Avenue de la Pyramide,  
93290, Tremblay-en-France, France  
Phone: (1) 4990-3000  
Facsimile: (1) 4990-3199

*Major Activities:* Development, manufacture, and sales of metalworking machines and machine tools

#### **Amada S.A.\***

Avenue de la Pyramide,  
93290, Tremblay-en-France, France  
Phone: (1) 4990-3000  
Facsimile: (1) 4990-3199

*Major Activities:* Sales and after-sales service of Amada products for the European market

#### **Amada European Headquarters S.a.r.l.\***

Avenue de la Pyramide,  
93290, Tremblay-en-France, France  
Phone: (1) 4990-3000  
Facsimile: (1) 4990-3031

*Major Activities:* Coordination of activities of European Amada Group companies

#### **Amada Europe Software Support Call Center, S.A.S.\***

Avenue de la Pyramide,  
93290, Tremblay-en-France, France  
Phone: (1) 4990-7638  
Facsimile: (1) 4990-7637

*Major Activities:* Development, sales, maintenance and operating support for software and information network systems used in sheet-metalworking machinery

#### **Amada Italia S.r.l.\***

Via Artigiani 21/23, loc. Cabina,  
29020 Vigolzone, Piacenza, Italy  
Phone: (0523) 872111  
Facsimile: (0523) 872101

*Major Activities:* Sales and after-sales service of Amada products for the Italian market

#### **CREA S.r.l.\***

Via Asti, 43 10026 Santena, Turin, Italy  
Phone: (011) 9496211  
Facsimile: (011) 9496296

*Major Activities:* Research and development of metalworking machines

#### **Amada Maquinaria S.I.\***

Calle Marina N. 12/14, Cornella De Llobregat,  
08940 Barcelona, Spain  
Phone: 93-4742725  
Facsimile: 93-3779196

*Major Activities:* Sales and after-sales service of Amada products for the Spanish market

#### **Amada Austria GmbH\***

Wassergasse 1, A-2630 Ternitz, Austria  
Phone: (02630) 35170  
Facsimile: (02630) 35165

*Major Activities:* Manufacture and sales of bandsaw blades and punches and dies

#### **Amada Sweden AB\***

Borgens Gata 16-18,  
44139 Alingsas, Sweden  
Phone: (032) 21-8900  
Facsimile: (032) 26-37180

*Major Activities:* Sales and after-sales service of Amada products for the Swedish market

#### **Amada Limited Liability Company\***

4-j Roschinsky proezd, 20, str. 9  
Moscow 115191, Russian Federation  
Phone: (095) 518-96-50  
Facsimile: (095) 518-96-51

*Major Activities:* Sales and after-sales service of Amada products for the Russian market



## ASIA

### **Amada Taiwan Inc.\***

No. 21, Wenming Road, Linkou 3 Ind. Park,  
Kweishan, Taoyuan Hsien, Taiwan  
Phone: (03) 328-3511  
Facsimile: (03) 328-4200

*Major Activities:* Sales and after-sales service of Amada products for the Taiwanese market and manufacture of punches and dies for CNC turret punch presses

### **Amada Taiwan Precision Machines, Inc.\***

No. 4, Industry North 6th Road,  
Nankung Industrial Park, Nantou City, Taiwan  
Phone: (049) 225-1387  
Facsimile: (049) 225-3442

*Major Activities:* Manufacture of Amada bandsaw machines

### **Amada Hong Kong Co., Ltd.\***

Unit 1808, 18/F Miramar Tower,  
1 Kimberley Road, Tsimshatsui, Kowloon,  
Hong Kong, S.A.R., People's Republic of China  
Phone: 2868-9186  
Facsimile: 2521-1363

*Major Activities:* Holding shares for investment as well as international trading and sales of Amada products for the Chinese market

### **Beijing Amada Machine & Tooling Co., Ltd.\***

No. 3, 705 Yong Chang Bei Lu, Beijing  
Economic Technological Development Area,  
People's Republic of China  
Phone: (010) 6786-9380  
Facsimile: (010) 6786-9392

*Major Activities:* Manufacture and sales of punches and dies for punch presses and sales and after-sales service of Amada products for the Chinese market

### **Amada Lianyungang Machinery Co., Ltd.\***

No. 18, Hailian West Road,  
Xinpu, Lianyungang, Jiangsu,  
People's Republic of China  
Phone: (0518) 548-7565  
Facsimile: (0518) 548-7570

*Major Activities:* Manufacture, sales, and after-sales service of bandsaw machines and blades for the Chinese market

### **Amada Shanghai Punch & Shear Co., Ltd.\*\***

No. 202, Yun Ling East Road,  
Shanghai, People's Republic of China  
Phone: (021) 5281-1540  
Facsimile: (021) 5280-7737

*Major Activities:* Manufacture, sales, and after-sales service of metalworking machines for the Chinese market

### **Amada International Industry & Trading (Shanghai) Co., Ltd.\***

No. 125, Lao Hu Min Road, Shanghai,  
People's Republic of China  
Phone: (021) 6212-1111  
Facsimile: (021) 6240-4105

*Major Activities:* Sales and after-sales service of Amada products for the Chinese market and international trading

### **Amada International Trading (Shenzhen) Co., Ltd.\***

Rms. 801-803, 8F, Talfook Chong, No. 9,  
Shihua Road, Futian Free Trade Zone,  
Shenzhen, People's Republic of China  
Phone: (0755) 8358-0011  
Facsimile: (0755) 8359-7489

*Major Activities:* Sales and after-sales service of Amada products for the Chinese market and international trading

### **Amada Korea Co., Ltd.\***

635-1, Kojan-dong, Namdong-Ku,  
Inchon, Republic of Korea  
Phone: (032) 821-6010  
Facsimile: (032) 821-6015

*Major Activities:* Sales and after-sales service of Amada products for the South Korean market

### **Amada Singapore (1989) Pte Ltd.\***

12, Tannery Road,  
#05-01/02 HB Centre,  
Singapore 347722  
Phone: 6743-6334  
Facsimile: 6743-3134

*Major Activities:* Sales and after-sales service of Amada products for the Singapore market

### **Amada (Thailand) Co., Ltd.\***

Thosaphol Land 3 Bldg., 6th Fl.,  
947 Moo 12, Bangna-Trad Road, Km. 3,  
Kwang Bangna, Khet Bangna,  
Bangkok 10260, Thailand  
Phone: (2361) 9152  
Facsimile: (2361) 9165

*Major Activities:* Sales and after-sales service of Amada products for the Thai market

### **Amada (Malaysia) Sdn. Bhd.\***

No. 38, Jalan Kartunis, U1/47, Temasya  
Industrial Park Section U1,  
Glenmarie, 40150 Shah Alam,  
Selangor Darul Ehsan, Malaysia  
Phone: (03) 5569-1035  
Facsimile: (03) 5569-1042

*Major Activities:* Sales and after-sales service of Amada products for the ASEAN market

### **Amada (India) Pvt. Ltd.\***

C-Wing-412, Floral Deck Plaza, MIDC, Opp.  
Seepz, Andheri (East), Mumbai-400 093, India  
Phone: (022) 823-5406  
Facsimile: (022) 823-5405

*Major Activities:* Sales intermediation for and after-sales service of Amada products for the Indian market

### **AmadaSoft (India) Pvt. Ltd.\***

54/55 North Usman Road, T. Nagar,  
Chennai-600 017, India  
Phone: (044) 823-6634  
Facsimile: (044) 823-2216

*Major Activities:* Research and development of software for machine tools and sheet-metalworking machines

## OTHER AREAS

### **Amada Oceania Pty Ltd.\***

24/5 Salisbury Road, Castle Hill,  
NSW 2154, Australia  
Phone: (02) 9680-8900  
Facsimile: (02) 9680-9855

*Major Activities:* Sales and after-sales service of Amada products for the Oceanian market

\* Subsidiary

\*\*Affiliate

# Investor Information

## Founded

September 10, 1946

## Incorporated

May 1, 1948

## Number of Shares of Common Stock

(As of September 30, 2004)

Authorized: 550,000,000 shares

Issued: 406,434,117 shares

## Number of Shareholders

(As of March 31, 2004)

42,613

## Stock Listings

Tokyo Stock Exchange, Inc., First Section

Osaka Securities Exchange Co., Ltd., First Section

## Quarterly Stock Price Range on Tokyo Stock Exchange (¥)

	2003				2004		
	1st	2nd	3rd	4th	1st	2nd	3rd
High	395	392	550	590	677	722	730
Low	289	269	371	445	553	564	550

## Ordinary General Meeting of Shareholders

June

## Stock Transfer Agent

The Mitsubishi Trust and Banking Corporation

4-5 Marunouchi, 1-chome, Chiyoda-ku, Tokyo 100-8212, Japan

## Major Shareholders

(As of March 31, 2004)

Name	Number of shares held (thousands)	Percentage of shareholding (%)
Japan Trustee Services Bank, Ltd. (Trust account)	48,428	11.92
The Master Trust Bank of Japan, Ltd. (Trust account)	22,088	5.43
Trust & Custody Services Bank, Ltd. (Retirement benefit trust, Mizuho Bank account—see Note 1)	16,742	4.12
Amada Foundation for Metal Work Technology	9,936	2.44
Nippon Life Insurance Company	8,945	2.20
Trust & Custody Services Bank, Ltd. (Trust account)	8,875	2.18
Nikko Citi Trust and Banking Corporation (Trust account)	8,630	2.12
State Street Bank and Trust Company	7,804	1.92
Resona Bank, Limited	7,111	1.75
Aioi Insurance Co., Ltd.	6,228	1.53

Notes: 1. The 16,742 thousand shares held by Trust & Custody Services Bank, Ltd. (retirement benefit trust, Mizuho Bank account) are a retirement payment trust, which has been entrusted to Trust & Custody Services Bank by Mizuho Bank, Ltd. The rights to specify how proxy voting rights of these shares will be exercised are retained by Mizuho Bank, Ltd.

2. The Company holds 14,583 thousand shares of treasury stock (14,586 thousand in the Company's Shareholders' Registry), and these stocks have been excluded from the above holdings of major shareholders.

# Board of Directors and Corporate Auditors

(As of October 1, 2004)

---

**Chairman**

Ryuharu Emori\*

**President**

Mitsuo Okamoto\*

**Directors**

Oichi Yonebayashi

Akiyoshi Yoneda

Atsuzo Yajima

Toshio Takagi

Masayuki Shimizu

Koshichi Kikuchi

Kojiro Hirose

Mitsuaki Amada

**Corporate Auditors**

Akio Abe

Teruo Yoshino

Tatsumi Sato

Chikara Shinozuka

\*Representative Director

**AMADA CO., LTD.**  
200, Ishida, Isehara, Kanagawa 259-1196, Japan